

STATEMENT OF ALLOTMENT, OBLIGATIONS AND BALANCES
For the Period Ended 31 August 2020
(in Php Thousands)

Department : BASES CONVERSION AND DEVELOPMENT AUTHORITY
Fund : CORPORATE FUNDS

PARTICULARS	APPROVED BUDGET	OBLIGATIONS INCURRED		BUDGET BALANCE
		THIS REPORT	TO DATE	
CURRENT YEAR BUDGET				
PERSONAL SERVICES	432,725	15,392	125,062	307,663
Salaries and Wages	168,271	8,506	66,750	101,521
Other Personnel - Related Expenses:	254,902	6,478	54,100	200,802
PERA	3,084	135	1,070	2,014
Representation Allowance	5,106	249	1,749	3,357
Transportation Allowance	5,106	187	1,409	3,697
Clothing Allowance	1,542		792	750
Year-End Bonus	28,368			28,368
Cash Gift	1,285			1,285
Loyalty	335	15	310	25
Rice Subsidy	9,252	527	1,883	7,369
Medical Benefits	18,730	107	938	17,792
Anniversary Bonus	771		396	375
Meal Allowance	1,542	68	535	1,007
Christmas Package	23,975			23,975
Educational Subsidy	14,184		7,590	6,594
Amelioration Allowance	23,975		9,643	14,332
Productivity Enhancement Incentive	1,285			1,285
Performance Based Bonus	21,276			21,276
Provident and Housing Fund Contribution	52,846	2,655	15,573	37,272
Term Insurance Premium	452		194	258
ECC Contributions	308	14	94	215
PAG-IBIG Contributions	308	14	94	215
PHILHEALTH Contributions	2,012	89	611	1,401
Life and Retirement Insurance Contributions	20,160	1,028	7,025	13,135
Hazard Pay	2,000	474	520	1,480
Personnel Benefits - Others	17,000	919	3,675	13,325
BOD Expenses	9,552	408	4,212	5,340
MAINTENANCE AND OTHER OPERATING EXPENSES	1,328,812	33,088	130,757	1,198,055
Travel and Educational Expenses				
Training and Scholarship Expenses	11,800	147	900	10,900
Travelling Expenses	15,340	12	1,427	13,913
Communication Expense				
Telephone Expenses - Landline	4,400	10	98	4,302
Telephone Expenses - Mobile	1,474	20	348	1,126
Other Expenses	4,515	411	723	3,792
Supplies and Materials Expenses				
Office Supplies Expenses	6,878	373	3,001	3,877
Medical, Dental and Laboratory Supplies Expense	500			500
Fuel, Oil and Lubricants Expenses	10,000	419	3,895	6,105
Books and Subscriptions	380			380
Repairs and Maintenance	32,295	309	3,812	28,483
Rent/Lease Expenses	37,388		15,956	21,432
Utility Expenses				
Electricity Expenses	22,320	395	4,585	17,735
Water Expenses	1,010	69	301	709
Representation and Business Development Expenses	12,895	75	897	11,999
Taxes, Duties, Insurance and Premiums	166,225	8,818	11,018	155,207
Printing and Advertising Expense				
Advertising, Promotional and Marketing Expense	53,587	167	1,070	52,518
Printing Expenses	100			100
Professional Services				
Security Services	64,768	6,477	8,096	56,672
Legal Services	92,050	4	35	92,015
Consultancy Services/Technical Services	50,645	1,248	7,000	43,645
General/Janitorial Expenses	90,000	11,830	34,571	55,429
Asset and Estate Management Fees	3,000	137	770	2,230
Auditing Services	14,169		9,189	4,980

PARTICULARS	APPROVED BUDGET	OBLIGATIONS INCURRED		BUDGET BALANCE
		THIS REPORT	TO DATE	
Demolition and Dredging Expenses				
Indemnities and Other Claims	15,300			15,300
Survey and Titriling Expenses	367,351			367,351
Membership Dues and Contribution Expenses	300		37	263
Donations	300			300
BOD Related Expenses	2,660	74	516	2,144
Other Maintenance and Operating Expenses				
Miscellaneous Expenses	239,561	2,094	22,513	217,048
Build Build Build Project	6,600			6,600
Awards and Rewards Expenses	1,000			1,000
Subic Clark Tarlac Expressway	1,368,395		572,366	796,030
Project Management Expenses	16,000		170	15,830
JICA Debt Servicing	1,149,865		546,838	603,027
DOF Guarantee Fee	202,531		25,359	177,172
CAPITAL OUTLAYS	585,109		1,128	583,981
Furniture, Fixtures and Equipment	136,597		1,128	135,469
Infrastructure Projects	448,512			448,512
Sewage Treatment Plant	151,160			151,160
BCDA Storage Area	50,000			50,000
Poro Point Seaport Terminal	40,000			40,000
DED 115KV Connection to Meralco Substation in BCC	10,000			10,000
Streetlights along McKinley Parkway	5,500			5,500
Reconfiguration/Improvement of BTC Office	15,000			15,000
Reconfiguration/Improvement of Clark Offices and Staffhouses	15,000			15,000
Renovation of Motorpool Areas in Diego Silang and Clark	2,000			2,000
Improvement of Driver's Quarters at Diego Silang	1,000			1,000
DOE Water, Sewer and Drainage Connections	20,500			20,500
Roof Repair Works of the ASEAN Convention Center	2,832			2,832
NGAC- COVID-19 Quarantine Facility	38,000			38,000
O&M COVID-19 Quarantine Facility	97,520			97,520
Other Projects	18,648,488	32,389	3,466,121	15,182,367
New Clark City Project	4,596,084	22,489	451,421	4,144,663
Sustainability Bonds	1,081,080			1,081,080
Replication Projects	4,573,000			4,573,000
Clark Airport Expansion Project	6,344,607		2,600,279	3,744,328
Subic-Clark Railway Project	2,053,718	9,900	414,422	1,639,296
SHARE OF BENEFICIARY AGENCIES	2,358,230			2,358,230
SUBSIDIARIES	484,620	47,539	232,318	252,303
John Hay Management Corporation	249,396	11,510	102,572	146,824
Poro Point Management Corporation	155,224		93,716	61,508
Clark Development Corporation	80,000	36,029	36,029	43,971
PRIOR YEAR OBLIGATIONS	27,813,283	71,580	15,220,514	12,592,769
GRAND TOTAL	53,019,663	199,988	19,748,267	33,271,396


Prepared By:

 09.22.20

HERDA Y. RULONA

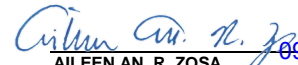
VP, Budget and Revenue Allocation Department

Recommending Approval:

 09.28.2020

NENA D. RADOC
SVP and Chief Financial Officer

Approved by:

 09-29-2020


AILEEN AN. R. ZOSA
Executive Vice President

MONTHLY CASH PROGRAM
For the Period Ended 31 August 2020
(in Php Thousands)


Department : BASES CONVERSION AND DEVELOPMENT AUTHORITY
Fund : CORPORATE FUNDS

PARTICULARS	ACTUAL								PROJECTION				Total
	JAN	FEB	MAR	APR	MAY	JUN	JUL	AUG	SEP	OCT	NOV	DEC	
Personal Services	10,167	10,817	18,126	21,487	18,077	12,953	18,043	15,392	22,988	40,240	17,573	111,366	317,229
Maintenance and Other Operating Expenses	28,024	23,949	13,035	12,108	23,863	13,227	35,842	33,338	41,897	95,770	31,921	376,519	729,493
Share of Beneficiary Agencies												893,176	893,176
Capital Outlay													
Furniture, Fixtures and Equipment				1,128								98,937	100,065
Infrastructure Projects												117,000	117,000
Subic Clark Tarlac Expressway	7	163	572,196						528,035	2,000	2,000	187,003	1,291,404
New Clark City Project	71,427	25,640	25,506	16,000	744	286,028	3,588	22,489	90,336	92,165	87,951	95,944	817,817
Clark Airport Project			3,540	1,660,827	935,911				4,115	428,489	4,115	1,826,610	4,863,607
Sustainability Bonds Project													
Replication Project									20,879	20,879	20,879	21,379	84,018
Subic-Clark Railway Project	814	1,409	400,425	618	72	191	993	9,900	28,727	28,727	28,727	112,797	613,399
Subsidiaries		184,328	450					47,539	93,315			150,534	476,166
Prior Years Obligations	7,736,907	52,701	2,289,107	4,462,906	10,194	592,729	4,390	71,580	1,441,660	1,467,041	1,467,041	1,467,041	21,063,296
GRAND TOTAL	7,847,346	299,006	3,322,386	6,175,075	988,861	905,128	62,856	200,239	2,271,952	2,175,311	1,660,206	5,458,306	31,366,671


Prepared By:

 09.22.20
HEDDA Y. RULONA
 VP, Budget and Revenue Allocation Department

Recommending Approval:

 09.28.2020
NENA D. RADO
 SVP and Chief Financial Officer

Approved by:


AILEEN AN. R. ZOSA
 Executive Vice President 09-29-2020

ESTIMATED MONTHLY CASH RECEIPTS
For the Period Ended 31 August 2020
(in Php Thousands)

Department : BASES CONVERSION AND DEVELOPMENT AUTHORITY
 Fund : CORPORATE FUNDS

CLASSIFICATION/SOURCES OF RECEIPTS (In Thousands)	LEGAL BASIS	ACTUAL								PROJECTION				Total	
		JAN	FEB	MAR	APR	MAY	JUN	JUL	AUG	SEP	OCT	NOV	DEC		
Joint Venture Proceeds	RA 7227 as amended by RA 7917										306,616			306,616	
Lease Proceeds		217,972	1,532	60,549	226	184,487	120,290	86,251	26,441	30,050	10,668	9,131	13,100	760,698	
Sales Proceeds															
Concession Fees		165,608	183,789	127,800	115,904	22,521	41,078	82,761	83,546	25,000	25,000	25,000	25,000	923,007	
Other Receipts:															
NG Subsidy /Equity						473,502	424,224		36,029	1,563,744					2,497,499
Dividend Income - FBDC						450,000		450,000							900,000
Heritage Park Proceeds		101	115	17			152								385
Interest Income		45,326	40,490	65,467	29,609	36,777	31,635	17,943	31,274	5,000	5,000	5,000		313,521	
Miscellaneous Receipts		34,875	35,039	10,761	9,000	53,047	76,130	19,153	27,629	23,371	23,371	23,371	23,371	359,118	
GRAND TOTAL		463,883	260,965	264,594	154,739	1,220,333	693,509	656,107	204,919	1,647,165	370,656	62,502	61,471	6,060,844	

Prepared By:

 09.22.20

HEDDA Y. RULONA
 VP, Budget and Revenue Allocation Department

Recommending Approval:

 09.28.2020

NENA D. RADOC
 SVP and Chief Financial Officer

Approved by:

 09-29-2020

AILEEN AN. R. ZOSA
 Executive Vice President

FINANCIAL REPORT OF OPERATION
For the Period Ended 31 August 2020
(in Php Thousands)

Department : BASES CONVERSION AND DEVELOPMENT AUTHORITY
Fund : CORPORATE FUNDS

PARTICULARS	APPROVED BUDGET	OBLIGATIONS INCURRED	BUDGET BALANCE
General Administration and Support Services			
Personal Services	184,798	50,171	134,628
Maintenance and Other Operating Expenses	355,859	23,858	332,000
Capital Outlays - Furniture, Fixtures and Equipment	90,232		90,232
Support to Operations			
Personal Services	156,804	53,662	103,142
Maintenance and Other Operating Expenses	502,919	91,732	411,187
Capital Outlays - Furniture, Fixtures and Equipment	46,365	1,128	45,237
Operations			
Personal Services	91,123	21,230	69,893
Maintenance and Other Operating Expenses	470,034	15,167	454,867
Projects			
Infrastructure Projects	448,512		448,512
New Clark City Project	4,596,084	451,421	4,144,663
Clark Airport Expansion Project	6,344,607	2,600,279	3,744,328
Subic-Clark Railway Project	2,053,718	414,422	1,639,296
Subic Clark Tarlac Expressway	1,368,395	572,366	796,030
Sustainability Bonds	1,081,080		1,081,080
Replication Projects	4,573,000		4,573,000
Share of Beneficiary Agencies	2,358,230		2,358,230
Subsidiaries	484,620	232,318	252,303
Prior Year Obligations	27,813,283	15,220,514	12,592,769
GRAND TOTAL	53,019,663	19,748,267	33,271,396

Prepared By:

 09.22.20

HEDDA Y. RULONA
 VP, Budget and Revenue Allocation Department

Recommending Approval:

 09.28.2020

NENA D. RADOC
 SVP and Chief Financial Officer

Approved by:

 09-29-2020

AILEEN AN. R. ZOSA
 Executive Vice President

MONTHLY REPORT OF CASH RECEIPTS
For the Period Ended 31 August 2020
(in Php Thousands)

Department : BASES CONVERSION AND DEVELOPMENT AUTHORITY
Fund : CORPORATE FUNDS


CLASSIFICATION/ SOURCES OF RECEIPTS	Actual Receipts								TOTAL COLLECTIONS	CUMULATIVE INCOME	REMARKS
	January	February	March	April	May	June	July	August			
Joint Venture Proceeds											
Lease Proceeds	217,972	1,532	60,549	226	184,487	120,290	86,251	26,441	697,749		
Sales Proceeds											
New Disposition											
Concession Fees	165,608	183,789	127,800	115,904	22,521	41,078	82,761	83,546	823,007		
Other Receipts	80,303	75,644	76,245	38,609	1,013,326	532,141	487,095	94,932	2,398,294		
Remittance to BTR										2,190,597	
Dividends Declaration										500,000	
GRAND TOTAL	463,883	260,965	264,594	154,739	1,220,333	693,509	656,107	204,919	3,919,050	2,690,597	

Prepared By:


 09.22.20

HEDJA Y. RULONA
 VP, Budget and Revenue Allocation Department

Recommending Approval:

 09.28.2020
NENA D. RADO
 SVP and Chief Financial Officer

Approved by:

 09-29-2020
AILEEN AN. R. ZOSA
 Executive Vice President