

ESTIMATED MONTHLY CASH RECEIPTS
For the period ended 31 August 2018

Department : BASES CONVERSION AND DEVELOPMENT AUTHORITY
Fund : CORPORATE FUNDS AND GAA


CLASSIFICATION/SOURCES OF RECEIPTS (In Thousands)	LEGAL BASIS	2017	ACTUAL								PROJECTIONS				Total		
			JAN	FEB	MAR	APR	MAY	JUN	JUL	AUG	SEP	OCT	NOV	DEC			
Joint Venture Proceeds	RA 7227 as amended by RA 7917	1,705,410							35,773	118,164		582,218	873,414	306,616	318,116	2,234,301	
Lease Proceeds		696,982	16,659	158,405	70,276	160,830	29,813	126,708		83,769	1,415	36,893	6,757	11,482	68,782	771,789	
Sales Proceeds		462,515	125				6,613					424,746	1,043,100			1,474,584	
New Disposition		280,759					600,000				1,693,000	120,000			23,038	2,436,038	
Concession Fees		1,027,620	104,734	95,849	86,457	102,259	112,814	112,875	96,870		89,927	73,571	73,571	73,571	73,571	1,096,069	
Other Receipts																	
NG Subsidy /Equity		1,350,590			20,111				20,564	468,676		576,879		91,741	5,710,540	6,888,511	
Redemption of Preferred Shares										1,873,718						1,873,718	
Dividend Income - FBDC		450,000								450,000						450,000	
Trust Fund			356,000							100,000						456,000	
Business Resolution Agreement		6,048,000															
Heritage Park Proceeds			296	226	233	350	168	168	169	165						1,775	
Interest Income		217,103	38,613	7,871	40,140	15,634	29,135	12,385	21,443	25,570	8,333	8,333	8,333	8,333	8,337	224,127	
Miscellaneous Receipts		370,003	22,009	323,107	15,532	43,546	27,218	25,694	31,529	18,513	13,161	11,955	11,955	25,928	570,147		
GRAND TOTAL			12,608,982	538,436	585,458	232,749	322,619	805,761	334,167	3,244,338	1,828,590	1,835,801	2,017,130	503,698	6,228,312	18,477,059	

Prepared By:




HEDDA Y. RULONA
Department Manager III

Recommending Approval:



NENA D. RADO
SVP and Chief Financial Officer

Approved by:



VIVENCIO B. DIZON
President and Chief Executive Officer

MONTHLY CASH PROGRAM
For the period ended 31 August 2018

Department : BASES CONVERSION AND DEVELOPMENT AUTHORITY
Fund : CORPORATE FUNDS


PARTICULARS (In Thousands)	ACTUAL								PROJECTIONS				Total
	JAN	FEB	MAR	APR	MAY	JUN	JUL	AUG	SEP	OCT	NOV	DEC	
Personal Services	14,058	12,034	16,459	32,539	13,720	18,314	17,061	15,307	19,509	39,289	31,776	28,174	258,240
Maintenance and Other Operating Expenses													818,246
Operating Expenses	18,932	27,173	32,379	45,012	45,264	52,979	24,365	59,293	58,305	48,388	47,567	358,589	1,467,068
Subic Clark Tarlac Expressway		1,615	579,927	224,515		1,765	268		596,734	4,996	4,996	52,252	2,132,390
Share of Beneficiary Agencies			2,132,390										
Capital Outlay													115,150
Furniture, Fixtures and Equipment					217		384	40	10,500		10,635	93,374	1,533,790
Infrastructure Projects					4,550		22,232	22,497	241,804	241,804	228,012	772,891	6,452,108
New Clark City Project	26,143	38,249	18,274	40,803	17,625	24,770	511,086	34,982	566,489	12,219	14,791	5,146,677	
Clark Airport Expansion Project		4	190	46	21,213	2,069	1,102	10	309	14,688	309	5,914	45,854
National Government Administrative Center		9	32	38,264	8	32	49	4	45	45	45	45	38,578
Iconic Building Project		32			21		32		45,318	27,318	318	27,320	100,359
Subsidiaries		69,915			76,851	20,564		54,437	22,397	15,040	91,741	254,814	605,759
Prior Years Obligations	19,862	159,307	1,576,660	112,085	1,006,869	25,626	47,434	43,102					2,990,945
GRAND TOTAL	78,995	308,338	4,356,311	493,264	1,186,338	146,119	624,013	229,672	1,561,410	403,787	430,190	6,740,050	16,558,487

Prepared By:



HEDDA Y. RULONA
Department Manager III

Recommending Approval:



NENA D. RADO
SVP and Chief Financial Officer

Approved by:



VIVENCIO B. DIZON
President and Chief Executive Officer

PARTICULARS (In Thousands)	APPROVED BUDGET	OBLIGATIONS INCURRED		BUDGET BALANCE
		This Report	TO DATE	
Printing Expenses	4,560	225	225	4,335
Professional Services				
Security Services	87,939	7,125	34,367	53,572
Legal Services	13,000	2,394	2,857	10,143
Consultancy Services/Technical Services	33,820	1,172	5,410	28,410
General/Janitorial Expenses	76,300			76,300
Contract of Service	34,000	72	17,313	16,687
Asset and Estate Management Fees	7,000	174	976	6,024
Auditing Services	8,620	16	85	8,535
Honoraria - Others	545	120	314	231
Demolition and Dredging Expenses				
Indemnities and Other Claims	91,000			91,000
Survey and Titling Expenses	42,830	140	140	42,690
Membership Dues & Contribution Expenses	300		61	239
Donations	300	30	40	260
BOD Expenses	2,160	131	1,076	1,084
Other Maintenance and Operating Expenses				
Miscellaneous Expenses	45,399	93	2,059	43,340
Build Build Build Project	6,382	9	644	5,738
Cultural and Athletic Expenses	5,000	33	646	4,354
Awards and Rewards Expenses	300			300
Subic Clark Tarlac Expressway	1,496,041		813,613	682,428
Project Management Expenses	107,208		10,996	96,212
JICA Debt Servicing	1,167,240		575,501	591,739
DOF Guarantee Fee	221,593		227,116	(5,523)
CAPITAL OUTLAYS	11,504,263	57,533	824,972	10,679,291
Furniture, Fixtures and Equipment	114,726	40	642	114,084
Office Furniture, Fixtures and Equipments	14,655	40	642	14,013
IT Equipment/Projects	28,371			28,371
Motor Vehicles	71,700			71,700
Infrastructure Projects	2,233,375	22,497	49,279	2,184,096
Luzon Bypass Infrastructure Project	1,335,000	13,989	40,771	1,294,229
Bonifacio South Main Boulevard	480,000			480,000
Widening of Lawton Avenue Project	200,000			200,000
BCDA Office-Clark	71,375	8,508	8,508	62,867
BCDA Storage Areas	50,000			50,000
DED for the Bonifacion South Main Boulevard Project	50,000			50,000
DAED - BNS/PMC Replication Project	40,000			40,000
Primary Electrical Posts within BTP	7,000			7,000
Other Projects	9,156,162	34,996	775,051	8,381,111
New Clark City Project	8,517,307	34,982	711,933	7,805,374
Clark Airport Expansion Project	325,900	10	24,634	301,266
National Government Administrative Center Project	39,455	4	38,399	1,056
Iconic Building Project	273,500		85	273,415
Share of Beneficiary Agencies	2,132,390		2,132,390	
Subsidiaries				
John Hay Management Corporation	127,155	24,988	102,750	24,405
Poro Point Management Corporation	115,668	29,449	98,453	17,215
Clark Development Corporation	362,900		20,564	342,336
Prior Years Obligations	4,019,631	43,102	2,990,945	1,028,686
Grand Total	21,036,724	193,420	7,273,113	13,763,611

Prepared By:


HEDDA Y. RULONA
 Department Manager III

Recommending Approval:


NENA D. RADO
 SVP and Chief Financial Officer

Approved by:


VIVENCIO B. DIZON
 President and Chief Executive Officer

STATEMENT OF ALLOTMENT, OBLIGATIONS AND BALANCES
For the period ended 31 August 2018

Department : BASES CONVERSION AND DEVELOPMENT AUTHORITY
Fund : CORPORATE FUNDS

PARTICULARS (In Thousands)	APPROVED BUDGET	OBLIGATIONS INCURRED		BUDGET BALANCE
		This Report	TO DATE	
CURRENT YEAR BUDGET				
PERSONAL SERVICES	336,815	15,307	140,638	196,177
Salaries and Wages	135,437	8,663	68,920	66,517
Other Personnel - Related Expenses:	187,122	5,976	67,290	119,832
PERA	2,352	149	1,214	1,138
Representation Allowance	3,642	271	2,012	1,630
Transportation Allowance	3,642	199	1,390	2,252
Clothing Allowance	980		904	76
Mid-Year Bonus	11,286			11,286
Year-End Bonus	11,286			11,286
Cash Gift	980			980
Loyalty	110	5	90	20
Rice Subsidy	7,056	381	2,629	4,427
Medical Benefits	12,782	274	6,671	6,111
Anniversary Bonus	588		447	141
Meal Allowance	1,176	74	598	578
Christmas Package	19,780			19,780
Educational Subsidy	11,286		7,888	3,398
Amelioration Allowance	19,780		10,196	9,584
Productivity Enhancement Incentive	1,404			1,404
Performance Based Bonus	9,862			9,862
Provident and Housing Fund Contribution	42,144	2,696	18,846	23,298
Term Insurance Premium	368		191	177
ECC Contributions	235	15	105	130
PAG-IBIG Contributions	235	15	119	116
PHILHEALTH Contributions	896	69	551	345
Life and Retirement Insurance Contributions	16,252	1,056	7,299	8,953
Personnel Benefits - Others	9,000	772	6,140	2,860
BOD Expenses	14,256	668	4,428	9,828
MAINTENANCE AND OTHER OPERATING EXPENSES	2,437,902	23,041	962,401	1,475,501
Travel and Educational Expenses				
Training and Scholarship Expenses	8,820	181	3,773	5,047
Travelling Expenses	14,465	1,229	8,042	6,423
Communication Expense				
Telephone Expenses - Landline	7,711	370	2,265	5,446
Telephone Expenses - Mobile	1,255	166	642	613
Other Expenses	5,175	56	818	4,357
Supplies and Materials Expenses				
Office Supplies Expenses	7,705	240	1,028	6,677
Medical, Dental and Laboratory Supplies Expense	500	47	118	382
Fuel, Oil and Lubricants Expenses	4,808	591	3,532	1,276
Books and Subscriptions	380		47	333
Repairs and Maintenance				
Repairs & Maintenance - Office Equipment	350	8	13	337
Repairs & Maintenance - Building and Other Structure	2,900	192	1,851	1,049
Repairs & Maintenance - Land Transportation	4,000	157	2,410	1,590
Repairs & Maintenance - Furniture & Fixtures	100		24	76
Annual Maintenance/Software Licensing	14,400	2,372	4,270	10,130
Rent/Lease Expenses	91,189	2,217	19,526	71,663
Utility Expenses				
Electricity Expenses	16,170	1,083	7,654	8,516
Water Expense	1,238	33	561	677
Representation and Business Development Expenses	13,010	510	2,394	10,616
Taxes, Duties, Insurance and Premiums	232,035	1,390	5,332	226,703
Printing and Advertising Expense				
Advertising, Promotional & Marketing Expense	56,195	465	18,275	37,920


FINANCIAL REPORT OF OPERATION
For the period ended 31 August 2018

BAR NO. 2

Department : BASES CONVERSION AND DEVELOPMENT AUTHORITY
Fund : CORPORATE FUNDS

PARTICULARS (In Thousands)	APPROVED BUDGET	OBLIGATIONS INCURRED	BUDGET BALANCE
General Administration and Support Services			
Personal Services	158,708	63,870	94,838
Maintenance and Other Operating Expenses	235,127	57,306	177,821
Capital Outlays - Furniture, Fixtures and Equipment	29,942		29,942
Support to Operations			
Personal Services	121,794	53,179	68,615
Maintenance and Other Operating Expenses	529,499	73,573	455,926
Capital Outlays - Furniture, Fixtures and Equipment	84,784	642	84,142
Operations			
Personal Services	56,315	23,589	32,726
Maintenance and Other Operating Expenses	177,233	17,909	159,324
Capital Outlays - Furniture, Fixtures and Equipment			
Projects			
Infrastructure Projects	2,233,375	49,279	2,184,096
Subic Clark Tarlac Expressway	1,496,041	813,613	682,428
New Clark City Project	8,517,307	711,933	7,805,374
Clark Airport Expansion Project	325,900	24,634	301,266
National Government Administrative Center Project	39,455	38,399	1,056
Iconic Building Project	273,500	85	273,415
Share of Beneficiary Agencies	2,132,390	2,132,390	
Subsidiaries	605,723	221,767	383,956
Prior Years Obligations	4,019,631	2,990,945	1,028,686
GRAND TOTAL	21,036,724	7,273,113	13,763,611

Prepared By:



HEDDA Y. RULONA
Department Manager III

Recommending Approval:



NENA D. RADO
SVP and Chief Financial Officer

Approved by:



VIVENCIO B. DIZON
President and Chief Executive Officer

MONTHLY REPORT OF CASH RECEIPTS
For the period ended 31 August 2018

Department : BASES CONVERSION AND DEVELOPMENT AUTHORITY
Fund : CORPORATE FUNDS


CLASSIFICATION/ SOURCES OF RECEIPTS (In Thousands)	Actual Receipts								TOTAL COLLECTIONS	CUMULATIVE INCOME DEPOSITED IN BTR	REMARKS
	January	February	March	April	May	June	July	August			
JV Proceeds						35,773	118,164		153,937		
Lease Proceeds	16,659	158,405	70,276	160,830	29,813	126,708	83,769	1,415	647,875		
Sales Proceeds	125				6,613				6,738		
Concession Fees	104,734	95,849	86,457	102,259	112,814	112,875	96,870	89,927	801,785		
Other Receipts	416,918	331,204	76,016	59,530	56,521	58,811	2,945,535	44,248	3,988,783		
Dividend Income - FBDC							450,000		450,000		
NG Subsidy/Equity			20,111			20,564	468,676		509,351		
Redemption of Preferred Shares							1,873,718		1,873,718		
Trust Fund	356,000						100,000		456,000		
Business Resolution Agreement											
Heritage Park Proceeds	296	226	233	350	168	168	169	165	1,775		
Interest Income	38,613	7,871	40,140	15,634	29,135	12,385	21,443	25,570	190,791		
Miscellaneous Receipts	22,009	323,107	15,532	43,546	27,218	25,694	31,529	18,513	507,148		
Remittance to BTR										3,623,969	
Dividends Declaration										905,743	
GRAND TOTAL	538,436	585,458	232,749	322,619	805,761	334,167	3,244,338	1,828,590	7,892,118	4,529,712	

Prepared By:



HEDDA Y. RULONA
Department Manager III

Recommending Approval:



NENA D. RADO
SVP and Chief Financial Officer

Approved by:



VIVENCIO B. DIZON
President and Chief Executive Officer