

ESTIMATED MONTHLY CASH RECEIPTS
For the period ended 30 April 2018

Department : BASES CONVERSION AND DEVELOPMENT AUTHORITY
Fund : CORPORATE FUNDS AND GAA

| CLASSIFICATION/SOURCES OF RECEIPTS (In Thousands) | LEGAL BASIS | 2017 | ACTUAL | | | | PROJECTIONS | | | | | | | | Total | |
|---|-------------------------------|-----------|-------------------|----------------|----------------|----------------|----------------|----------------|------------------|----------------|----------------|----------------|----------------|----------------|------------------|-------------------|
| | | | JAN | FEB | MAR | APR | MAY | JUN | JUL | AUG | SEP | OCT | NOV | DEC | | |
| Joint Venture Proceeds | RA 7227 as amended by RA 7917 | 1,705,410 | | | | | | 1,191,530 | 118,164 | | | | 451,775 | | 1,761,469 | |
| Lease Proceeds | | 696,982 | 16,659 | 158,405 | 70,276 | 160,830 | 581 | 129,018 | 16,668 | 70,834 | 37,107 | 14,943 | 11,482 | 69,819 | 756,622 | |
| Sales Proceeds | | 462,515 | 421 | 226 | 233 | 350 | | 1,467,846 | | | | | | | 1,469,076 | |
| New Disposition | | 280,759 | | | | | | | | | | | | | 2,023,038 | |
| Concession Fees | | 1,027,620 | 104,734 | 95,849 | 86,457 | 102,259 | 112,815 | 95,103 | 95,103 | 95,103 | 95,103 | 95,103 | 95,103 | 960,497 | 2,033,229 | |
| Other Receipts | | | | | | | | | | | | | | | | |
| NG Subsidy /Equity | | 1,350,590 | | | 20,111 | | | | 20,563 | 91,653 | | 91,741 | 72,000 | 96,000 | 6,280,443 | |
| Dividend Income - FBDC | | 450,000 | | | | | | | 450,000 | | | | | | 450,000 | |
| Trust Fund | | | 356,000 | | | | | | | | | | | | 356,000 | |
| Interest Income | | 217,103 | 38,613 | 7,871 | 40,140 | 8,333 | 8,333 | 8,333 | 8,333 | 8,333 | 8,333 | 8,333 | 8,333 | 8,337 | 161,625 | |
| Business Resolution Agreement | | 6,048,000 | | | | | | | | | | | | | | |
| Miscellaneous Receipts | | 370,003 | 22,009 | 323,107 | 15,532 | 43,546 | 12,150 | 27,621 | 11,955 | 11,955 | 27,621 | 11,955 | 11,955 | 27,322 | 546,728 | |
| GRAND TOTAL | | | 12,608,982 | 538,436 | 585,458 | 232,749 | 315,318 | 133,879 | 3,390,014 | 341,876 | 236,225 | 259,905 | 202,334 | 674,648 | 9,369,456 | 16,280,298 |

Prepared By:



HEDDA Y. RULONA
Department Manager III

Recommending Approval:



NENA D. RABOC
SVP and Chief Financial Officer

Approved by:



VIVENCIO B. DIZON
President and Chief Executive Officer

MONTHLY CASH PROGRAM
For the period ended 30 April 2018


Department : BASES CONVERSION AND DEVELOPMENT AUTHORITY
Fund : CORPORATE FUNDS

| PARTICULARS (In Thousands) | ACTUAL | | | | PROJECTIONS | | | | | | | | Total |
|---|---------------|----------------|------------------|----------------|------------------|----------------|----------------|----------------|------------------|----------------|----------------|------------------|-------------------|
| | JAN | FEB | MAR | APR | MAY | JUN | JUL | AUG | SEP | OCT | NOV | DEC | |
| Personal Services | 14,058 | 12,034 | 16,512 | 32,539 | 42,082 | 46,149 | 19,509 | 19,509 | 19,509 | 39,289 | 31,776 | 28,174 | 321,140 |
| Maintenance and Other Operating Expenses | | | | | | | | | | | | | |
| Operating Expenses | 18,932 | 25,170 | 21,392 | 27,378 | 47,149 | 59,221 | 47,304 | 46,332 | 58,305 | 48,388 | 47,567 | 358,589 | 805,727 |
| Subic Clark Tarlac Expressway | | 1,615 | 579,927 | 224,515 | 4,996 | 4,996 | 4,996 | 4,996 | 596,734 | 4,996 | 4,996 | 52,252 | 1,485,019 |
| Share of Beneficiary Agencies | | | 1,682,476 | | | | | | | | | | 1,682,476 |
| Capital Outlay | | | | | | | | | | | | | |
| Furniture, Fixtures and Equipment | | | | | | 10,852 | | | 10,500 | | | 93,374 | 114,726 |
| Infrastructure Projects | | | | | 43,792 | 111,881 | 119,381 | 233,224 | 238,012 | 315,012 | 331,512 | 393,891 | 1,786,705 |
| Clark Green City Project | 26,143 | 38,249 | 18,274 | 40,834 | 9,179 | 6,788 | 16,838 | 10,134 | 1,155 | 7,170 | 43,369 | 6,188,689 | 6,406,822 |
| Clark Airport Expansion Project | | 4 | 190 | 60 | 21,522 | 4,786 | 309 | 309 | 309 | 14,688 | 309 | 5,914 | 48,400 |
| National Government Administrative Center | | 9 | 32 | 38,264 | 45 | 45 | 45 | 45 | 45 | 45 | 45 | 45 | 38,665 |
| Iconic Building Project | | 32 | | | 40,818 | 318 | 318 | 27,318 | 318 | 27,318 | 318 | 320 | 97,078 |
| Subsidiaries | | 69,915 | | | 67,480 | 33,693 | 91,563 | | 104,871 | | | 175,072 | 542,594 |
| Prior Years Obligations | 19,862 | 159,307 | 2,026,575 | 112,085 | 915,086 | | | | | | | | 3,232,915 |
| GRAND TOTAL | 78,995 | 306,335 | 4,345,378 | 475,675 | 1,192,149 | 278,729 | 300,263 | 341,867 | 1,029,758 | 456,906 | 459,892 | 7,296,320 | 16,562,267 |


Prepared By:


 HEDDA Y. RULONA
 Department Manager III

Recommending Approval:


 NENA D. RADOC
 SVP and Chief Financial Officer

Approved by:


 VIVENCIO B. DIZON
 President and Chief Executive Officer

STATEMENT OF ALLOTMENT, OBLIGATIONS AND BALANCES
For the period ended 30 April 2018

Department : BASES CONVERSION AND DEVELOPMENT AUTHORITY
Fund : CORPORATE FUNDS

| PARTICULARS (In Thousands) | APPROVED BUDGET | OBLIGATIONS INCURRED | | BUDGET BALANCE |
|--|-----------------|----------------------|---------|----------------|
| | | THIS REPORT | TO DATE | |
| CURRENT YEAR BUDGET | | | | |
| PERSONAL SERVICES | 336,815 | 32,540 | 76,288 | 260,527 |
| Salaries and Wages | 135,437 | 8,556 | 34,230 | 101,207 |
| Other Personnel - Related Expenses: | 187,122 | 23,632 | 9,088 | 147,136 |
| PERA | 2,352 | 148 | 617 | 1,735 |
| Representation Allowance | 3,642 | | 1,005 | 2,637 |
| Transportation Allowance | 3,642 | 177 | 699 | 2,943 |
| Clothing Allowance | 980 | | 880 | 100 |
| Mid-Year Bonus | 11,286 | | | 11,286 |
| Year-End Bonus | 11,286 | | | 11,286 |
| Cash Gift | 980 | | | 980 |
| Loyalty | 110 | | 60 | 50 |
| Rice Subsidy | 7,056 | 383 | 1,132 | 5,924 |
| Medical Benefits | 12,782 | 25 | 539 | 12,243 |
| Anniversary Bonus | 588 | 104 | 551 | 37 |
| Meal Allowance | 1,176 | | 225 | 951 |
| Christmas Package | 19,780 | 75 | 75 | 19,705 |
| Educational Subsidy | 19,780 | | | 19,780 |
| Amelioration Pay | 11,286 | 7,820 | 7,820 | 3,466 |
| Productivity Enhancement Incentive | 1,404 | 10,138 | 10,138 | (8,734) |
| Performance Based Bonus | 10,862 | | | 10,862 |
| Provident and Housing Fund Contribution | 42,143 | 2,676 | 8,049 | 34,094 |
| Term Insurance Premium | 368 | | | 368 |
| ECC Contributions | 235 | 15 | 61 | 174 |
| PAG-IBIG Contributions | 235 | 15 | 59 | 176 |
| PHILHEALTH Contributions | 896 | 69 | 276 | 620 |
| Life and Retirement Insurance Contributions | 16,253 | 1,025 | 4,132 | 12,121 |
| Personnel Benefits - Others | 8,000 | 704 | 3,668 | 4,332 |
| BOD Expenses | 14,256 | 352 | 2,072 | 12,184 |
| MAINTENANCE AND OTHER OPERATING EXPENSES | 2,368,175 | 243,092 | 867,355 | 1,500,820 |
| Travel and Educational Expenses | | | | |
| Training and Scholarship Expenses | 9,050 | 231 | 1,934 | 7,116 |
| Travelling Expenses | 8,965 | 837 | 2,453 | 6,512 |
| Communication Expense | | | | |
| Telephone Expenses - Landline | 7,711 | 383 | 764 | 6,947 |
| Telephone Expenses - Mobile | 1,205 | 20 | 178 | 1,027 |
| Other Expenses | 5,165 | 137 | 438 | 4,727 |
| Supplies and Materials Expenses | | | | |
| Office Supplies Expenses | 7,705 | 93 | 289 | 7,416 |
| Medical, Dental and Laboratory Supplies Expense | 500 | | 25 | 475 |
| Fuel, Oil and Lubricants Expenses | 4,808 | 448 | 1,340 | 3,468 |
| Books and Subscriptions | 380 | | 9 | 371 |
| Repairs and Maintenance | | | | |
| Repairs & Maintenance - Office Equipment | 350 | 3 | 3 | 347 |
| Repairs & Maintenance - Building and Other Structure | 2,900 | 437 | 995 | 1,905 |
| Repairs & Maintenance - Land Transportation | 4,000 | 422 | 901 | 3,099 |
| Repairs & Maintenance - Furniture & Fixtures | 100 | | 24 | 76 |
| Annual Maintenance/Software Licensing | 14,400 | | 1,557 | 12,843 |
| Rent/Lease Expenses | 62,048 | 2,405 | 9,386 | 52,662 |
| Utility Expenses | | | | |
| Electricity Expenses | 14,250 | 875 | 3,607 | 10,643 |
| Water Expense | 638 | 107 | 282 | 356 |
| Representation and Business Development Expenses | 12,826 | 267 | 1,004 | 11,822 |
| Taxes, Duties, Insurance and Premiums | 277,035 | 163 | 1,667 | 275,368 |
| Printing and Advertising Expense | | | | |
| Advertising, Promotional & Marketing Expense | 57,420 | 3,698 | 4,875 | 52,545 |

| PARTICULARS (In Thousands) | APPROVED BUDGET | OBLIGATIONS INCURRED | | BUDGET BALANCE |
|---|-------------------|----------------------|------------------|-------------------|
| | | THIS REPORT | TO DATE | |
| Printing Expenses | 3,560 | | | 3,560 |
| Professional Services | | | | |
| Security Services | 54,378 | 6,625 | 8,668 | 45,710 |
| Legal Services | 13,000 | 15 | 46 | 12,954 |
| Consultancy Services/Technical Services | 32,370 | 589 | 1,564 | 30,806 |
| General/Janitorial Expenses | 20,000 | | | 20,000 |
| Contract of Service | 34,000 | 59 | 11,987 | 22,013 |
| Asset and Estate Management Fees | 7,000 | 152 | 276 | 6,724 |
| Auditing Services | 8,620 | 11 | 17 | 8,603 |
| Honoraria - Others | 545 | | 78 | 467 |
| Demolition and Dredging Expenses | | | | |
| Indemnities and Other Claims | 91,000 | | | 91,000 |
| Survey and Titling Expenses | 42,830 | | | 42,830 |
| Membership Dues & Contribution Expenses | 300 | | 43 | 257 |
| Donations | 300 | 10 | 10 | 290 |
| BOD Expenses | 2,160 | 183 | 456 | 1,704 |
| Other Maintenance and Operating Expenses | | | | |
| Miscellaneous Expenses | 58,933 | 322 | 739 | 58,194 |
| Build Build Build Project | 6,382 | | 5 | 6,377 |
| Cultural and Athletic Expenses | 5,000 | 85 | 155 | 4,845 |
| Awards and Rewards Expenses | 300 | | | 300 |
| Subic Clark Tarlac Expressway | 1,496,041 | 224,515 | 811,580 | 684,461 |
| Project Management Expenses | 107,208 | 2,922 | 8,963 | 98,245 |
| JICA Debt Servicing | 1,167,240 | | 575,501 | 591,739 |
| DOF Guarantee Fee | 221,593 | 221,593 | 227,116 | (5,523) |
| CAPITAL OUTLAYS | 11,109,052 | 79,159 | 162,092 | 10,946,960 |
| Furniture, Fixtures and Equipment | 84,126 | | | 84,126 |
| Office Furniture, Fixtures and Equipments | 14,655 | | | 14,655 |
| IT Equipment/Projects | 28,371 | | | 28,371 |
| Motor Vehicles | 41,100 | | | 41,100 |
| Infrastructure Projects | 1,873,375 | | | 1,873,375 |
| Luzon Bypass Infrastructure Project | 975,000 | | | 975,000 |
| Bonifacio South Main Boulevard | 480,000 | | | 480,000 |
| Widening of Lawton Avenue Project | 200,000 | | | 200,000 |
| BCDA Office-Clark | 71,375 | | | 71,375 |
| BCDA Storage Areas | 50,000 | | | 50,000 |
| DED for the Bonifacion South Main Boulevard Project | 50,000 | | | 50,000 |
| DAED - BNS/PMC Replication Project | 40,000 | | | 40,000 |
| Primary Electrical Posts within BTP | 7,000 | | | 7,000 |
| Other Projects | 9,151,551 | 79,159 | 162,092 | 8,989,459 |
| New Clark City Project | 8,515,046 | 40,834 | 123,500 | 8,391,546 |
| Clark Airport Expansion Project | 323,550 | 60 | 254 | 323,296 |
| National Government Administrative Center Project | 39,455 | 38,265 | 38,306 | 1,149 |
| Iconic Building Project | 273,500 | | 32 | 273,468 |
| Share of Beneficiary Agencies | 2,132,390 | | 1,682,476 | 449,914 |
| Subsidiaries | | | | |
| John Hay Management Corporation | 125,955 | | 69,915 | 56,040 |
| Poro Point Management Corporation | 109,869 | | | 109,869 |
| Clark Development Corporation | 362,900 | | | 362,900 |
| Prior Years Obligations | 3,082,515 | 112,085 | 2,317,828 | 764,687 |
| Grand Total | 19,627,671 | 466,876 | 5,175,954 | 14,451,717 |

Prepared By:



HEDDA Y. RULONA
Department Manager III

Recommending Approval:



NEMA D. RADO
SVP and Chief Financial Officer

Approved by:



VIVENCIO B. DIZON
President and Chief Executive Officer

FINANCIAL REPORT OF OPERATION
For the period ended 30 April 2018


Department : BASES CONVERSION AND DEVELOPMENT AUTHORITY
Fund : CORPORATE FUNDS

| PARTICULARS (In Thousands) | APPROVED BUDGET | OBLIGATIONS INCURRED | BUDGET BALANCE |
|---|-------------------|----------------------|-------------------|
| General Administration and Support Services | | | |
| Personal Services | 155,961 | 34,433 | 121,528 |
| Maintenance and Other Operating Expenses | 201,140 | 15,560 | 185,580 |
| Capital Outlays - Furniture, Fixtures and Equipment | 29,942 | | 29,942 |
| Support to Operations | | | |
| Personal Services | 125,039 | 29,291 | 95,748 |
| Maintenance and Other Operating Expenses | 493,762 | 35,620 | 458,142 |
| Capital Outlays - Furniture, Fixtures and Equipment | 541,840 | | 541,840 |
| Operations | | | |
| Personal Services | 55,815 | 12,559 | 43,256 |
| Maintenance and Other Operating Expenses | 177,233 | 4,600 | 172,633 |
| Capital Outlays - Furniture, Fixtures and Equipment | | | |
| Projects | | | |
| Infrastructure Projects | 1,385,719 | | 1,385,719 |
| Subic Clark Tarlac Expressway | 1,496,040 | 811,580 | 684,460 |
| New Clark City Project | 8,515,046 | 123,500 | 8,391,546 |
| Clark Airport Expansion Project | 323,550 | 254 | 323,296 |
| National Government Administrative Center Project | 39,455 | 38,306 | 1,149 |
| Iconic Building Project | 273,500 | 32 | 273,468 |
| Share of Beneficiary Agencies | 2,132,390 | 1,682,476 | 449,914 |
| Subsidiaries | 598,724 | 69,915 | 528,809 |
| Prior Years Obligations | 3,082,515 | 2,317,828 | 764,687 |
| GRAND TOTAL | 19,627,671 | 5,175,954 | 14,451,717 |


Prepared By:

Recommending Approval:

Approved by:



HEDDA Y. RULONA
Department Manager III



NENA D. RADO
SVP and Chief Financial Officer



VIVENCIO B. DIZON
President and Chief Executive Officer

MONTHLY REPORT OF CASH RECEIPTS
For the period ended 30 April 2018

Department : BASES CONVERSION AND DEVELOPMENT AUTHORITY

Fund : CORPORATE FUNDS

| CLASSIFICATION/ SOURCES OF RECEIPTS (In Thousands) | Actual Receipts | | | | TOTAL COLLECTIONS | CUMULATIVE INCOME DEPOSITED IN BTR | REMARKS |
|--|-----------------|----------------|----------------|----------------|----------------------|--|---------|
| | January | February | March | April | | | |
| Lease Proceeds | 16,659 | 158,405 | 70,276 | 160,830 | 406,170 | | |
| Sales Proceeds | 421 | 226 | 233 | 350 | 1,230 | | |
| Concession Fees | 104,734 | 95,849 | 86,457 | 102,259 | 389,299 | | |
| Other Receipts | 416,622 | 330,978 | 75,783 | 51,879 | 875,262 | | |
| NG Subsidy/Equity | | | 20,111 | | 20,111 | | |
| Trust Fund | 356,000 | | | | 356,000 | | |
| Interest Income | 38,613 | 7,871 | 40,140 | 8,333 | 94,957 | | |
| Miscellaneous Receipts | 22,009 | 323,107 | 15,532 | 43,546 | 404,194 | | |
| Remittance to BTR | | | | | | 1,682,476 | |
| Dividends Declaration | | | | | | | |
| GRAND TOTAL | 538,436 | 585,458 | 232,749 | 315,318 | 1,671,961 | 1,682,476 | |

Prepared By:


HEDDA Y. RULONA
Department Manager III

Recommending Approval:


NENA D. RADO
SVP and Chief Financial Officer

Approved by:

20 JUN 2018


VIVENCIO B. DIZON
President and Chief Executive Officer