

QUARTERLY PHYSICAL REPORT OF OPERATION
As of 30 September 2024

Department : OFFICE OF THE PRESIDENT
 Agency : BASES CONVERSION AND DEVELOPMENT AUTHORITY
 Operating Unit :
 Organization Code (UACS) :

Current Year Appropriations
 Supplemental Appropriations
 Continuing Appropriations
 Off-Budget Account

Particulars	UACS CODE	Physical Targets					Physical Accomplishments					Variance as of 30 September 2024	Remarks
		1st Quarter	2nd Quarter	3rd Quarter	4th Quarter	Total	1st Quarter	2nd Quarter	3rd Quarter	4th Quarter	Total		
1	2	3	4	5	6	7=(3+4+5+6)	8	9	10	11	12=(8+9+10+11)	13	14
Part A													
I. Operations													
Power Subsidy													
II. Projects													
III. Automatic Appropriations													
Part B													
Major Programs/Projects													
Outcome Indicators													
1. Number of generated employment	31010000000000	125	130	150	145	550	0	0	0	0	0	-405	
Outcome Indicators													
1. Number of road projects started	31010000000000	0	0	0	2	2	0	0	0	0	0	0.00	
2. Percentage of completion of road projects	31010000000000	6%	7%	8%	6%	27%	0%	0%	0%	0%	0%	-13%	

Prepared By:

Randy
 RANDY S. VIACRUSIS
 Vice-President - Strategic Projects Management Department
 (SPMD)
 Date:

Approved by:


Richard Brian M. Cepe
 RICHARD BRIAN M. CEPE
 Officer-in-Charge, Office of the Senior Vice-President - Conversion and
 Development Group (OSVP-CDG)
 Date:


QUARTERLY PHYSICAL REPORT OF OPERATION
As of 30 September 2024

Department : OFFICE OF THE PRESIDENT
 Agency : BASES CONVERSION AND DEVELOPMENT AUTHORITY
 Operating Unit :
 Organization Code (UACS) :

	Current Year Appropriations
	Supplemental Appropriations
	Continuing Appropriations
	Off-Budget Account

Particulars	UACS CODE	Physical Targets					Physical Accomplishments					Variance as of 30 September 2024	Remarks
		1st Quarter	2nd Quarter	3rd Quarter	4th Quarter	Total	1st Quarter	2nd Quarter	3rd Quarter	4th Quarter	Total		
1	2	3	4	5	6	7=(3+4+5+6)	8	9	10	11	12=(8+9+10+11)	13	14
Part A													
I. Operations													
Power Subsidy													
II. Projects													
III. Automatic Appropriations													
Part B													
Major Programs/Projects													
Outcome Indicators													
1. Number of generated employment	31010000000000	100	300	195	100	695	0	280	380	0	660	65	
Outcome Indicators													
1. Number of road projects started	31010000000000	1	1	2	1	5	0	3	1	0	4	-	
2. Percentage of completion of road projects	31010000000000	4%	6%	7%	8%	25%	0%	35%	3.00%	0.00%	38%	21%	

Prepared By: 
 RANDY S. VIACRUSIS
 Vice-President - Strategic Projects Management Department (SPMD)
 Date: _____

Approved by: 
 RICHARD BRIAN M. CEPE
 Officer-in-Charge, Office of the Senior Vice-President - Conversion and Development Group (OSVP-CDG)
 Date: _____

STATEMENT OF APPROPRIATIONS, ALLOTMENTS, OBLIGATIONS, DISBURSEMENTS AND BALANCES
As of the Quarter Ending 30 September 2024
 (in Thousand Pesos)

Department OFFICE OF THE PRESIDENT
 Agency BASES CONVERSION AND DEVELOPMENT AUTHORITY
 Operating Unit _____
 Organization Code (UAC) _____
 Funding Source Code (as clustered) : _____
 (e.g. Old Fund Code: 101,102, 151)

	Current Year Appropriations
	Supplemental Appropriations
	Continuing Appropriations

Particulars	UACS CODE	Appropriations			Allotments				Current Year Obligations					Current Year Disbursements				Balances					
		Authorized Appropriation	Adjustments (To)/From, Realignment	Adjusted Appropriations	Allotments Received	Adjustments (Withdrawal, Realignment)	Transfer To	Transfer From	Adjusted Total Allotments	1st Quarter	2nd Quarter	3rd Quarter	4th Quarter	Total	1st Quarter	2nd Quarter	3rd Quarter	4th Quarter	Total	Unreleased Appropriations	Unobligated Allotment	Unpaid Obligations (15-20) = (23+24)	
										Ending March 31	Ending June 30	Ending Sept. 30	Ending Dec. 31		Ending March 31	Ending June 30	Ending Sept. 30	Ending Dec. 31				Due and Demandable	Not Yet Due and Demandable
1	2	3	4	5=(3+4)	6	7	8	9	10=[(6+(-)7)-8+9]	11	12	13	14	15=(11+12+13+14)	16	17	18	19	20=(16+17+18+19)	21=(5-10)	22=(10-15)	23	24
I. Agency Specific Budget																							
<i>General Administration and Support</i>																							
General Administration and Supervision																							
PAP																							
PS																							
MOOE																							
Fin Exp.(if applicable)																							
CO																							
<i>Support to Operations</i>																							
PS																							
MOOE																							
Power Subsidy to SFA Semicon Corporation																							
Fin Exp.(if applicable)																							
CO																							
<i>Operations</i>																							
MFO																							
PAP																							
PS																							
MOOE																							
Fin Exp.(if applicable)																							
CO																							
<i>Locally-Funded Project(s)</i>																							
MFO 1 -Infrastructure Development Program																							
PAP																							
PS																							
MOOE																							
Infrastructure Development Program	101277	2,801,865		2,801,865	2,801,865				2,801,865	2,429,151		200,000		2,629,151		12,637		12,637			172,714	2,616,514	
Fin Exp.(if applicable)																							
CO																							
<i>Foreign-Assisted Project(s)</i>																							
PAP																							
PS																							
MOOE																							
Fin Exp.(if applicable)																							
CO																							
...continue down to the last PAP																							
Sub-Total, Agency Specific Budget																							
PS																							
MOOE																							
Fin Exp.(if applicable)																							
CO																							
II. Automatic Appropriations																							
RLIP																							
Special Account in the General Fund (Please specify)																							
Motor Vehicle Users Charge Fund																							
MOOE																							
CO																							
Sub-Total, Automatic Appropriations																							

STATEMENT OF APPROPRIATIONS, ALLOTMENTS, OBLIGATIONS, DISBURSEMENTS AND BALANCES
As of the Quarter Ending 30 September 2024
 (in Thousand Pesos)

Department OFFICE OF THE PRESIDENT
 Agency BASES CONVERSION AND DEVELOPMENT AUTHORITY
 Operating Unit _____
 Organization Code (UAC) _____
 Funding Source Code (as clustered) : _____
 (e.g. Old Fund Code: 101,102, 151)


Current Year Appropriations
Supplemental Appropriations
Continuing Appropriations

Particulars	UACS CODE	Appropriations			Allotments				Current Year Obligations					Current Year Disbursements				Balances						
		Authorized Appropriation	Adjustments (To)/From, Realignment	Adjusted Appropriations	Allotments Received	Adjustments (Withdrawal, Realignment)	Transfer To	Transfer From	Adjusted Total Allotments	1st Quarter	2nd Quarter	3rd Quarter	4th Quarter	Total	1st Quarter	2nd Quarter	3rd Quarter	4th Quarter	Total	Unreleased Appropriations	Unobligated Allotment	Unpaid Obligations (15-20) = (23+24)		
										Ending March 31	Ending June 30	Ending Sept. 30	Ending Dec. 31		Ending March 31	Ending June 30	Ending Sept. 30	Ending Dec. 31				Due and Demandable	Not Yet Due and Demandable	
1	2	3	4	5=(3+4)	6	7	8	9	10=[(6+(-)7)-8+9]	11	12	13	14	15=(11+12+13+14)	16	17	18	19	20=(16+17+18+19)	21=(5-10)	22=(10-15)	23	24	
PS MOOE Fin Exp.(if applicable) CO																								
III. Special Purpose Fund (Please specify) MPBF-PS PGF-PS (Pension Benefits)																								
Sub-Total, Special Purpose Fund PS MOOE Fin Exp.(if applicable) CO																								
GRAND TOTAL PS MOOE Fin Exp.(if applicable) CO	101277	2,801,865		2,801,865	2,801,865				2,801,865	2,429,151		200,000		2,629,151			12,637		12,637			172,714	2,616,514	
Recapitulation by MFO: MFO 1 Infrastructure Development Program	101277	2,801,865		2,801,865	2,801,865				2,801,865	2,429,151		200,000		2,629,151			12,637		12,637			172,714	2,616,514	
...continue down to the last MFO																								
OF WHICH: Major Programs/Projects																								
KRA No. 1 - Anti-Corruption, Transparent, Accountable and Participatory Governance Program Budgeting: MPP Other Major Programs and Projects and monitored by the President through PMS PAP ...continue down to the last PAP ...continue down to the last Program Budgeting ...continue down to the last KRA																								

Certified Correct:

Approved By:


SHERRYL T. CORPUZ
 OIC, Budget and Revenue Allocation Department
 Date: **OCT 30 2024**


MADONNA M. CINCO
 OIC, Investment and Financial Management Group
 Date: **OCT 30 2024**

STATEMENT OF APPROPRIATIONS, ALLOTMENTS, OBLIGATIONS, DISBURSEMENTS AND BALANCES
As of 30 September 2024
 (in Thousand Pesos)

Department OFFICE OF THE PRESIDENT
 Agency BASES CONVERSION AND DEVELOPMENT AUTHORITY
 Operating Unit _____
 Organization Code (UACS) _____
 Funding Source Code (as clustered) : _____
 (e.g. Old Fund Code: 101,102, 151)

	Current Year Appropriations
	Supplemental Appropriations
	Continuing Appropriations

Particulars	Year/ GAA	UACS CODE	Appropriations			Allotments				Current Year Obligations					Current Year Disbursements					Balances				
			Authorized Appropriation	Adjustments (Transfer (To)/From, Realignment)	Adjusted Appropriations	Allotments Received	Adjustments (Withdrawal, Realignment)	Transfer To	Transfer From BSCG	Adjusted Total Allotments	1st Quarter	2nd Quarter	3rd Quarter	4th Quarter	Total	1st Quarter	2nd Quarter	3rd Quarter	4th Quarter	Total	Unreleased Appropriations	Unobligated Allotment	Unpaid Obligations (15-20) = (23+24)	
											Ending March 31	Ending June 30	Ending Sept. 30	Ending Dec. 31		Ending March 31	Ending June 30	Ending Sept. 30	Ending Dec. 31				Due and Demandable	Not Yet Due and Demandable
1	2	3	4	5=(3+4)	6	7	8	9	10=(6+(-17) -8+9)	11	12	13	14	15=(11+12+13+14)	16	17	18	19	20=(16+17+18 +19)	21=(5-10)	22=(10-15)	23	24	
I. Agency Specific Budget																								
<i>General Administration and Support</i>																								
General Administration and Supervision																								
PAP																								
PS																								
MOOE																								
Fin Exp.(if applicable)																								
CO																								
<i>Support to Operations</i>																								
PS																								
MOOE																								
Fin Exp.(if applicable)																								
CO																								
<i>Operations</i>																								
MFO																								
PAP																								
PS																								
MOOE																								
Fin Exp.(if applicable)																								
CO																								
<i>Locally-Funded Project(s)</i>																								
MFO 1 -Infrastructure Development Program																								
PAP																								
PS																								
MOOE																								
Development of the New Clark City	2023	101277	830,000	830,000	830,000				830,000	830,000				830,000			71,623		71,623				758,377	
Operation and Maintenance of the NCC Sports Facilities	2023	101277	194,875	194,875	194,875				194,875	153,465				153,465		46,170		46,170			41,410		107,295	
Subic Clark Railway Project	2023	101277	78,000	78,000	78,000				78,000	78,000				78,000									78,000	
Military Replication Projects	2023	101277	1,379,085	1,379,085	1,379,085				1,379,085	1,379,085				1,379,085		579,762		579,762					799,323	
Clark Airport Facilities	2023	101277	252,411	252,411	252,411				252,411	252,411				252,411		10,288		10,288					242,123	
Construction of Facilities/Amenities for the National Academy of Sports (NAS) Main Campus	2023	101277	50,000	50,000	50,000				50,000		409			409		409		409			49,591			
Fin Exp.(if applicable)																								
CO																								
<i>Foreign-Assisted Project(s)</i>																								
PAP																								
PS																								
MOOE																								
Fin Exp.(if applicable)																								
CO																								
...continue down to the last PAP																								
Sub-Total, Agency Specific Budget																								
PS																								
MOOE																								
Fin Exp.(if applicable)																								
CO																								
II. Automatic Appropriations																								
RLIP																								
Special Account in the General Fund (Please specify)																								
Motor Vehicle Users Charge Fund																								
MOOE																								
CO																								
Sub-Total, Automatic Appropriations																								
PS																								
MOOE																								
Fin Exp.(if applicable)																								
CO																								
III. Special Purpose Fund (Please specify)																								
MPBF-PS																								
PGF-PS (Pension Benefits)																								
Sub-Total, Special Purpose Fund																								

STATEMENT OF APPROPRIATIONS, ALLOTMENTS, OBLIGATIONS, DISBURSEMENTS AND BALANCES
As of 30 September 2024
 (in Thousand Pesos)

Department OFFICE OF THE PRESIDENT
 Agency BASES CONVERSION AND DEVELOPMENT AUTHORITY
 Operating Unit _____
 Organization Code (UACS) _____
 Funding Source Code (as clustered) : _____
 (e.g. Old Fund Code: 101,102, 151)

	Current Year Appropriations
	Supplemental Appropriations
	Continuing Appropriations

Particulars	Year/ GAA	UACS CODE	Appropriations			Allotments				Current Year Obligations					Current Year Disbursements					Balances				
			Authorized Appropriation	Adjustments (Transfer (To)/From, Realignment)	Adjusted Appropriations	Allotments Received	Adjustments (Withdrawal, Realignment)	Transfer To	Transfer From BSCG	Adjusted Total Allotments	1st Quarter	2nd Quarter	3rd Quarter	4th Quarter	Total	1st Quarter	2nd Quarter	3rd Quarter	4th Quarter	Total	Unreleased Appropriations	Unobligated Allotment	Unpaid Obligations (15-20) = (23+24)	
											Ending March 31	Ending June 30	Ending Sept. 30	Ending Dec. 31		Ending March 31	Ending June 30	Ending Sept. 30	Ending Dec. 31				Due and Demandable	Not Yet Due and Demandable
1		2	3	4	5=(3+4)	6	7	8	9	10=[(6+(-7) -8+9)]	11	12	13	14	15=(11+12+13+14)	16	17	18	19	20=(16+17+18 +19)	21=(5-10)	22=(10-15)	23	24
PS MOOE Fin Exp.(if applicable) CO GRAND TOTAL PS MOOE Fin Exp.(if applicable) CO		101277	2,784,371		2,784,371	2,784,371				2,784,371	2,692,961	409			2,693,370		636,628	71,623		708,252		91,001	1,985,119	
Recapitulation by MFO: MFO 1 -Infrastructure Development Program ...continue down to the last MFO		101277	2,784,371		2,784,371	2,784,371				2,784,371	2,692,961	409			2,693,370		636,628	71,623		708,252		91,001	1,985,119	
OF WHICH: Major Programs/Projects KRA No. 1 - Anti-Corruption, Transparent, Accountable and Participatory Governance Program Budgeting: MPP Other Major Programs and Projects and monitored by the President through PMS PAP ...continue down to the last PAP ...continue down to the last Program Budgeting ...continue down to the last KRA																								



Prepared by:


SHERRY L. CORPUZ
 OIC, Budget and Revenue Allocation Department
 Date: **OCT 30 2024**

Certified Correct:


MADONNA M. CINCO
 OIC, Investment and Financial Management Group
 Date: **OCT 30 2024**

SUMMARY OF APPROPRIATIONS, ALLOTMENTS, OBLIGATIONS, DISBURSEMENTS AND BALANCES BY OBJECT OF EXPENDITURES
As of the Quarter Ending 30 September 2024
 (in Thousand Pesos)

Particulars	UACS CODE	Appropriations			Allotments				Current Year Obligations					Current Year Disbursements				Balances						
		Authorized Appropriation	Adjustments (Transfer (To)/From, Realignment)	Adjusted Appropriations	Allotments Received	Adjustments (Withdrawal, Realignment)	Transfer To	Transfer From	Adjusted	1st Quarter	2nd Quarter	3rd Quarter	4th Quarter	1st Quarter	2nd Quarter	3rd Quarter	4th Quarter	Unreleased Appropriations	Unobligated Allotment	Unpaid Obligations (15-20) = (23+24)				
									Total	Ending	Ending	Ending	Ending	Total	Ending	Ending	Ending			Ending	Due and Demandable	Not Yet Due and Demandable		
									Allotments	March 31	June 30	Sept. 30	Dec. 31	March 31	June 30	Sept. 30	Dec. 31			Total				
1	2	3	4	5=(3+4)	6	7	8	9	10=[(6+(-)7)-8+9]	11	12	13	14	15=(11+12+13+14)	16	17	18	19	20=(16+17+18+19)	21=(5-10)	22=(10-15)	23	24	
<i>Continue down to the last object of expenditure...</i>																								
B. AUTOMATIC APPROPRIATIONS																								
Retirement and Life Insurance Premium																								
Specify allotment class/object of expenditures																								
Customs Duties and Taxes																								
Specify allotment class/object of expenditures																								
<i>Continue down to the last object of expenditure...</i>																								
C. SPECIAL PURPOSE FUNDS																								
Miscellaneous Personnel Benefits Fund																								
Specify allotment class/object of expenditures																								
Pension and Gratuity Fund																								
Specify allotment class/object of expenditures																								
<i>Continue down to the last object of expenditure...</i>																								
GRAND TOTAL		2,801,865		2,801,865	2,801,865				2,801,865	2,429,151			200,000		2,629,151			12,637		12,637		172,714	2,616,514	
Certified Correct:  SHERRYL T. CORPUZ OIC, Budget and Revenue Allocation Department Date: OCT 30 2024												Approved By:  MADONNA M. CINCO OIC Investment and Financial Management Group Date: OCT 30 2024												


List of Allotments and Sub-Allotments
As of the Quarter Ending 30 September 2024
(In Thousand Pesos)


Department : OFFICE OF THE PRESIDENT
Agency : BASES CONVERSION AND DEVELOPMENT AUTHORITY
Operating Unit : _____
Organization Code (UACS) : _____
Funding Source Code (as clustered) : _____
(e.g. Old Fund Code: 101,102, 151)

	Current Year Appropriations
	Continuing Appropriations
	Supplemental Appropriations

No.	Allotments / Sub-Allotments		Funding Source		Allotments / Sub-Allotments received from COs / ROs				Sub-Allotment to Regions/Operating Units				Total Allotments / Net of Sub-allotments			
	Number	Date	Description	UACS Code	PS	MOOE	CO	Total	PS	MOOE	CO	Total	PS	MOOE	CO	Total
1	2	3	4	5	6	7	8	9=(6+7+8)	10	11	12	13=(10+11+12)	14 = (6+10)	15 = (7+11)	16 = (8 + 12)	17=(14+15+16)
A. Allotments received from DBM																
1			Comprehensive Release per Annex A and A-1 of NBC No. 551													
2			GARO No. 2014-1 (RLIP)													
3																
4			GAAAO													
5	1-Jan-24		Programmed Appropriations	RA 11975 (FY2024 GAA)	101277		2,801,865	2,801,865						2,801,865		2,801,865
			Sub-total				2,801,865	2,801,865						2,801,865		2,801,865
B. Sub-allotments received from Central Office/Regional Office																
1																
2																
3																
4																
5																
6																
			Sub-Total													
			Total Allotments				2,801,865	2,801,865						2,801,865		2,801,865

Summary by Funding Source Code:																
Agency Specific Budget																
RLIP																
MPBF																

Certified Correct:

SHERRYL F. CORPUZ
OIC, Budget and Revenue Allocation Department
Date: **OCT 30 2024**

Approved By:

MADONNA M. CINCO
OIC, Investment and Financial Management Group
Date: **OCT 30 2024**

STATEMENT OF OBLIGATIONS, DISBURSEMENTS, LIQUIDATIONS AND BALANCES for INTER-AGENCY FUND TRANSFERS

As at the Quarter Ending 30 September 2024

Department OFFICE OF THE PRESIDENT
 Agency/Entity BASES CONVERSION AND DEVELOPMENT AUTHORITY
 Operating Unit
 Organization Code
 Fund Cluster
 (e.g. UACS Fund)

	Current Year Appropriation
	Supplemental Appropriation
	Continuing Appropriations

Implementing Agencies and Projects	Obligations							Disbursements (Funds Transferred To)					Liquidations					Unpaid Obligations	Unliquidated Fund Transfers
	Obligation Request		1st Quarter Ending	2nd Quarter Ending	3rd Quarter Ending	4th Quarter Ending	Total	1st Quarter Ending	2nd Quarter Ending	3rd Quarter Ending	4th Quarter Ending	Total	1st Quarter Ending	2nd Quarter Ending	3rd Quarter Ending	4th Quarter Ending	Total		
	Number	Date	March 31	June 30	Sept. 30	Dec. 31		March	June 30	Sept. 30	Dec. 31		March	June 30	Sept. 30	Dec. 31			
1	2	3	4	5	6	7	8=(4+5+6+7)	9	10	11	12	13=(9+10+11+12)	14	15	16	17	18=(14+15+16+17)	19 = (8-13)	20 = (13-18)
NOT APPLICABLE																			
GRAND TOTAL																			

Certified Correct: SHERRYL T. CORPUZ OIC, Budget and Revenue Allocation Department Date: **OCT 30 2024**

Approved By: MADONNA M. CINCO OIC, Investment and Financial Management Group Date: **OCT 30 2024**

*The Agency/Entity Central Office shall disclose the regional offices (ROs)/lower level operating units (OUs) which are not included in the consolidated report, in case not all ROs/lower level OUs submitted their reports for consolidation.

SUMMARY OF APPROVED BUDGET, UTILIZATIONS, DISBURSEMENTS AND BALANCES
 (For Off-Budgetary Funds)
 As of Quarter Ending 30 September 2024

Department OFFICE OF THE PRESIDENT
 Entity Name BASES CONVERSION AND DEVELOPMENT AUTHORITY
 Operating Unit _____
 Organization Code (UACS) _____
 Funding Source Code (as cluster) 01 (Regular Agency Fund)

Current Year Appropriations
 Supplemental Appropriations
 Continuing Appropriations

Particulars	UACS CODE	Appropriations			Allotments					Current Year Obligations					Current Year Disbursements					Balances			
		Authorized Appropriation	Adjustments (To)/From, Realignment	Adjusted Appropriations	Allotments Received	Adjustments (Withdrawal, Realignment)	Transfer To	Transfer From	Adjusted Total Allotments	1st Quarter	2nd Quarter	3rd Quarter	4th Quarter	Total	1st Quarter	2nd Quarter	3rd Quarter	4th Quarter	Total	Unreleased Appropriations	Unobligated Allotment	Unpaid Obligations (15-20) = (23+24)	
										Ending March 31	Ending June 30	Ending Sept. 30	Ending Dec. 31		Ending March 31	Ending June 30	Ending Sept. 30	Ending Dec. 31				Due and Demandable	Not Yet Due and Demandable
1	2	3	4	5=(3+4)	6	7	8	9	10=(6+(-)7)	11	12	13	14	15	16	17	18	19	20	21	22=(10-15)	23	24
NOT APPLICABLE																							
I. Agency Specific Budget General Administration and Support General Management and Supervision PS MOOE Fin Exp.(if applicable) CO CO Operations PS MOOE Fin Exp.(if applicable) CO PS MCO CO Sub-Total, Agency Specific Budget PS MOOE Fin Exp.(if applicable) CO II. Automatic Appropriations Retirement and Life Insurance Premium (RLIP) Sub-Total, Automatic Appropriations PS MOOE Fin Exp.(if applicable) CO III. Special Purpose Funds Miscellaneous Personnel Benefits Fund (MPBF) Pension and Gratuity Fund Sub-Total, Special Purpose Fund PS MOOE Fin Exp.(if applicable) CO GRAND TOTAL																							

Certified Correct: SHERRYL T. CORPUZ OIC, Budget and Revenue Allocation Department Date: OCT 30 2024

Approved By: MADONNA M. CINCO OIC, Investment and Financial Management Group Date: OCT 30 2024

SUMMARY OF APPROVED BUDGET, UTILIZATIONS, DISBURSEMENTS AND BALANCES BY OBJECT OF EXPENDITURES
(For Off- Budgetary Funds)
As of the Quarter Ending 30 September 2024

Department OFFICE OF THE PRESIDENT
 Agency BASES CONVERSION AND DEVELOPMENT AUTHORITY
 Operating Unit _____
 Organization Code (UACS) _____
 Funding Source Code (as clustered) : _____



Particulars	UACS CODE	Approved Budget			Budget Utilization					Disbursements					BALANCES		
		Approved Budgeted Revenue	Adjustments (Additions, Reductions, Realignment)	Adjusted Budgeted Revenue	1st Quarter	2nd Quarter	3rd Quarter	4th Quarter	Total	1st Quarter	2nd Quarter	3rd Quarter	4th Quarter	Total	Unutilized Budget	Unpaid Utilizations (10-15) = (17+18)	
					Ending March 31	Ending June 30	Ending Sept. 30	Ending Dec. 31		Ending March 31	Ending June 30	Ending Sept. 30	Ending Dec. 31			Due and Demandable / Accounts Payable	Not Yet Due and Demandable
1	2	3	4	5=[3+(-)4]	6	7	8	9	10=(6+7+8+9)	11	12	13	14	15=(11+12+13+14)	16=(5-10)	17	18
SUMMARY																	
A. AGENCY SPECIFIC BUDGET																	
Personnel Services																	
Salaries and Wages																	
Basic Salary - Civilian																	
Basic Pay - Military/Uniformed Personnel																	
Salaries and Wages - Contractual																	
Other Compensation																	
Personnel Economic Relief Allowance (PERA)																	
PERA - Civilian																	
PERA - Military/Uniformed Personnel																	
Representation Expenses																	
Transportation Allowance																	
Transportation Allowance																	
RATA of Sectoral/Alternate Sectoral Representatives																	
<i>Continue down to the last object of expenditure...</i>																	
Maintenance & Other Operating Expenses																	
Traveling Expenses																	
Traveling Expenses - Local																	
Traveling Expenses - Foreign																	
Training and Scholarship Expenses																	
Training Expenses																	
Scholarship Grants/Expenses																	
Supplies and Materials Expenses																	
Office Supplies Expenses																	
Accountable Forms Expenses																	
Non-Accountable Forms Expenses																	
Animal/Zoological Supplies Expenses																	
Food Supplies Expenses																	
Welfare Goods Expenses																	
Drugs and Medicines Expenses																	
Medical, Dental and Laboratory Supplies Expenses																	
Fuel, Oil and Lubricants Expenses																	
Agricultural and Marine Supplies Expenses																	
Chemical and Filling Supplies Expenses																	
Other Supplies and Materials Expenses																	
Utility Expenses																	
Water Expenses																	
Electricity Expenses																	
<i>Continue down to the last object of expenditure...</i>																	
NOT APPLICABLE																	

SUMMARY OF APPROVED BUDGET, UTILIZATIONS, DISBURSEMENTS AND BALANCES BY OBJECT OF EXPENDITURES
(For Off- Budgetary Funds)
As of the Quarter Ending 30 September 2024

Department OFFICE OF THE PRESIDENT
 Agency BASES CONVERSION AND DEVELOPMENT AUTHORITY
 Operating Unit _____
 Organization Code (UACS) _____
 Funding Source Code (as clustered) : _____

Particulars	UACS CODE	Approved Budget			Budget Utilization					Disbursements					BALANCES		
		Approved Budgeted Revenue	Adjustments (Additions, Reductions, Realignment)	Adjusted Budgeted Revenue	1st Quarter	2nd Quarter	3rd Quarter	4th Quarter	Total	1st Quarter	2nd Quarter	3rd Quarter	4th Quarter	Total	Unutilized Budget	Unpaid Utilizations (10-15) = (17+18)	
					Ending March 31	Ending June 30	Ending Sept. 30	Ending Dec. 31		Ending March 31	Ending June 30	Ending Sept. 30	Ending Dec. 31			Due and Demandable / Accounts Payable	Not Yet Due and Demandable
1	2	3	4	5=[3+(-)4]	6	7	8	9	10=(6+7+8+9)	11	12	13	14	15=(11+12+13+14)	16=(5-10)	17	18
Financial Expenses																	
Management Supervision/Trusteeship Fees																	
Interest Expenses																	
Interest Paid to Non Residents																	
Interest Paid to Residents other than General Government																	
Interest Paid to other General Government Units																	
<i>Continue down to the last object of expenditure...</i>																	
Capital Outlays																	
Property, Plant and Equipment Outlay																	
Buildings and Other Structures Outlay																	
Buildings																	
School Buildings																	
Hospitals and Health Centers																	
Markets																	
Machinery and Equipment Outlay																	
Machinery																	
Office Equipment																	
Information and Communication Technology Equipment																	
<i>(sample object of expenditure only)</i>																	
<i>Continue down to the last object of expenditure...</i>																	
GRAND TOTAL																	

NOT APPLICABLE

Certified Correct:  SHERRYL T. CORPUZ OIC, Budget and Revenue Allocation Department Date: OCT 30 2024	Approved By:  MADONNA M. CINCO OIC, Investment and Financial Management Group Date: OCT 30 2024
--	---

MONTHLY REPORT OF DISBURSEMENTS
As of 30 September 2024
(in Thousand Pesos)

Department : OFFICE OF THE PRESIDENT
 Agency : BASES CONVERSION AND DEVELOPMENT AUTHORITY
 Operating Unit :
 Organization Code (UACS) :
 Funding Source Code (as clustered):
 (e.g. Old Fund Code: 101,102, 151)

PARTICULARS	CURRENT YEAR BUDGET					PRIOR YEAR'S ACCOUNTS PAYABLE											TRUST LIABILITIES				GRAND TOTAL					Remarks	
	PS	MOOE	Fin. Exp	CO	TOTAL	PRIOR YEAR'S ACCOUNTS PAYABLE				CURRENT YEAR'S ACCOUNTS PAYABLE			SUB-TOTAL	PS	MOOE	CO	TOTAL	PS	MOOE	CO	TOTAL	PS	MOOE	Fin. Exp	CO		TOTAL
						PS	MOOE	Fin. Exp	CO	Sub-Total	PS	MOOE															
1	2	3	4	5	6=(2+3+4+5)	7	8	9	10	11=(7+8+9+10)	12	13	14	15	16=(12+13+14+15)	17=(11+16)	18=(6+17)	19	20	21	22=(19+20+21)	23	24	25	26	27=(23+24+25+26)	28
Notice of Cash Allocation (NCA)																											
MDS Checks Issued																											
Transfer of Fund to BCDA																											
PMC Headquarters Phase 1 - Package 1									111,848	111,848		223,697			223,697	335,545								335,545			335,545
PMC Headquarters Phase 1 - Package 1 CMS									4,390	4,390		17,990			17,990	22,381								22,381			22,381
PMC Headquarters Phase 1 - Package 2									193,436	193,436		386,871			386,871	580,307								580,307			580,307
PMC Headquarters Phase 1 - Package 2 CMS									6,030	6,030		17,083			17,083	23,113								23,113			23,113
PA - ASCOM Facilities - CMS									1,057	1,057						1,057								1,057			1,057
PA - SSC/DACC Facilities												27,491			27,491	27,491								27,491			27,491
PAF Site Development in Bamban									360	360						360								360			360
NCC to SCTEX Access Road																											
NCC to SCTEX Access Road - CMS																											
Airport to NCC Access Road (Phase 1)																											
Airport to NCC Access Road (Phase 1) - CMS																											
Airport to NCC Access Road (Phase 2)																											
Airport to NCC Access Road (Phase 2) - CMS																											
Airport to NCC Access Road (Phase 3)																											
Airport to NCC Access Road (Phase 3) - CMS									6,951	6,951						6,951								6,951			6,951
Airport to NCC Access Spur Road																											
Connecting Road Package 1																											
Connecting Road Package 1 - Utility Corridor									63,101	63,101		69,477			69,477	69,477								69,477			69,477
Connecting Road Package 1 - CMS																											
Connecting Road Package 2																											
Connector Road from MacArthur to NCC Airport Road									16,628	16,628		62,795			62,795	79,423								79,423			79,423
NGAC- Interim Operation and Maintenance									44,195	44,195		64,538			64,538	108,733								108,733			108,733
Airport New Control Tower									32,935	32,935		82,342			82,342	115,277								115,277			115,277
Airport Terminal Radar												385,072			385,072	385,072								385,072			385,072
Flight Check Inspection and Calibration Equipment																											
Preventive Maintenance of the CNS Equipment and Facilities												7,406			7,406	7,406								7,406			7,406
SCRIP ROW/Administrative Expenses									41,206	41,206		1,552			1,552	42,757								42,757			42,757
PA - ASCOM Facilities - DBM SF																											
DAED for PAF Operation Area in Clark																											
Sewage Treatment Plant - New Senate Building																											
National Academy for Sports Phase 1																											
National Academy for Sports Phase 1 - CMS																											
National Academy for Sports Phase 1 - Goods and Equipment									49,497	49,497		5,528			5,528	5,528								5,528			5,528
National Academy for Sports Phase 1 - Administrative Expenses									25	25		188,355			188,355	237,852								237,852			237,852
National Academy for Sports Phase 2																											
National Academy for Sports Phase 2 - Administrative Expenses									409	409		31,390			31,390	31,390								31,390			31,390
Bonifacio South Main Boulevard												7,847			7,847	8,256								8,256			8,256
Working Fund (NCA issued to BTR)																											
Tax Remittance Advices Issued (TRA)																											
Cash Disbursement Ceiling (CDC)																											
Non-Cash Availment Authority (NCAA)																											
Others (Remittance to BTR)																											
TOTAL									572,069	572,069		1,985,350			1,985,350	2,557,419								2,557,419			2,557,419

	Previous Report (August 2024)	This month (September 2024)	As of Date		Previous Report (August 2024)	This month (September 2024)	As of Date
Total Disbursement Authorities Received							
NCA	34,171,631		34,171,631	Total Disbursements Program	34,171,631		34,171,631
Working Fund				Less: * Actual Disbursements	32,862,422	106,824	32,969,246
TRA				(Over)/Under spending	1,309,209	(106,824)	1,202,385
CDC							
NCAA							
Others (CDT, BTR Docs Stamp, etc.)							
Less: Notice of Transfer Allocations (NTA)* issued							
Total Disbursements Authorities Available	34,171,631		34,171,631				
Less: Lapsed NCA							
Disbursements *	32,862,422	106,824	32,969,246				
Balance of Disbursements Authorities as of to date	1,309,209	(106,824)	1,202,385				
Notes: The use of NTA is discouraged							
* Amounts should tally							

Certified Correct:

SHERYL T. CORPUZ
 OIC, Budget and Revenue Allocation Department
 Date: **OCT 30 2024**

Approved By:

MADONNA M. CINCO
 OIC, Investment and Financial Management Group
 Date: **OCT 30 2024**

QUARTERLY REPORT OF REVENUE AND OTHER RECEIPTS
 As of the Quarter Ending 30 September 2024
 (In Thousand Pesos)


Department : OFFICE OF THE PRESIDENT
 Agency : BASES CONVERSION AND DEVELOPMENT AUTHORITY
 Operating Unit : _____
 Organization Code (UACS) : _____

CLASSIFICATION / SOURCES OF REVENUE AND OTHER RECEIPTS	UACS Code	REVENUE TARGET (Annual)	ACTUAL REVENUE AND OTHER RECEIPTS COLLECTIONS					CUMULATIVE REMITTANCE /DEPOSITS TO DATE			VARIANCE		Remarks
			1st Quarter	2nd Quarter	3rd Quarter	4th Quarter	TOTAL	Remittance to BTr	Deposited with AGDB	Total	Amount	%	
1	2	3	4	5	6	7	8=(4+5+6+7)	9	10	11=(9+10)	12=(8-3)	13 = (12 / 3)	14
NOT APPLICABLE													
A. General Fund (formerly Fund 101)													
- Tax Documentary Stamp Tax													
- Non-Tax Permit Fees Import													
B. Special Account in the General Fund (formerly Fund 105, 183, 401, 151-159)													
- Tax													
- Non-Tax													
C. Off-Budget Accounts (formerly Fund 161 to 164, etc.)													
D. Custodial Funds (formerly Fund 101-184, 187)													
TOTAL													

Certified Correct:


SHERRYL T. CORPUZ
 OIC, Budget and Revenue Allocation Department
 Date: **OCT 30 2024**

Approved By:


MADONNA M. CINCO
 OIC, Investment and Financial Management Group
 Date: **OCT 30 2024**

STATEMENT OF APPROVED BUDGET, UTILIZATIONS, DISBURSEMENTS AND BALANCES FOR TRUST RECEIPTS
As of the Quarter Ending 30 September 2024

Department : Office of the President
 Agency : Bases Conversion and Development Authority
 Operating Unit :
 Organization Code (UACS) :
 Funding Cluster : Trust Receipts

Source Agencies and Projects	UACS CODE	Approved Budget			Utilizations					Disbursements					Balances		
		Approved Budgeted Revenue/ Receipts	Adjustments (Additions, Reductions, Modifications/ Augmentations)	Adjusted Budgeted Revenue	1st Quarter Ending March 31	2nd Quarter Ending June 30	3rd Quarter Ending Sept. 30	4th Quarter Ending Dec. 31	Total	1st Quarter Ending March 31	2nd Quarter Ending June 30	3rd Quarter Ending Sept. 30	4th Quarter Ending Dec. 31	Total	Unutilized Budget	Unpaid Utilizations (10-19) = (17+18)	
																Due and Demandable	Not Yet Due and Demandable
1	2	3	4	5=[3+(-)4]	6	7	8	9	10=(6+7+8+9)	11	12	13	14	15=(11+12+13+14)	16=(5-10)	17	18
Project Title																	
PS																	
MOOE																	
CO																	
GRAND TOTAL																	
PS																	
MOOE																	
CO																	

NOT APPLICABLE

Certified Correct:  _____ SHERRYL T. CORPUZ OIC, Budget and Revenue Allocation Department Date: OCT 30 2024	Approved By:  _____ MADONNA M. CINCO OIC, Investment and Financial Management Group Date: OCT 30 2024
---	---