


QUARTERLY PHYSICAL REPORT OF OPERATION
As of 30 June 2024

Department : OFFICE OF THE PRESIDENT
 Agency : BASES CONVERSION AND DEVELOPMENT AUTHORITY
 Operating Unit :
 Organization Code (UACS) :

	Current Year Appropriations
	Supplemental Appropriations
	Continuing Appropriations
	Off-Budget Account

Particulars	UACS CODE	Physical Targets					Physical Accomplishments					Variance as of 30 June 2024	Remarks
		1st Quarter	2nd Quarter	3rd Quarter	4th Quarter	Total	1st Quarter	2nd Quarter	3rd Quarter	4th Quarter	Total		
1	2	3	4	5	6	7=(3+4+5+6)	8	9	10	11	12=(8+9+10+11)	13	14
Part A													
I. Operations													
Power Subsidy													
II. Projects													
III. Automatic Appropriations													
Part B													
Major Programs/Projects													
Outcome Indicators													
1. Number of generated employment	31010000000000	125	130	150	145	550	0	0	0	0	0	-255	
Outcome Indicators													
1. Number of road projects started	31010000000000	0	0	0	2	2	0	0	0	0	0	0.00	
2. Percentage of completion of road projects	31010000000000	6%	7%	8%	6%	27%	0%	0%	0%	0%	0%	-13%	

Prepared By: 
 RYAN S. CALURA
 Officer-in-Charge - Strategic Projects Management Department (SPMD)
 Date: 

Approved by: 
 RICHARD BRIAN M. CEPE
 Officer-in-Charge, Office of the Senior Vice-President - Conversion and Development Group (OSVP.CDG)
 Date:

QUARTERLY PHYSICAL REPORT OF OPERATION
As of 30 June 2024


Department : OFFICE OF THE PRESIDENT
 Agency : BASES CONVERSION AND DEVELOPMENT AUTHORITY
 Operating Unit :
 Organization Code (UACS) :

	Current Year Appropriations
	Supplemental Appropriations
	Continuing Appropriations
	Off-Budget Account

Particulars	UACS CODE	Physical Targets					Physical Accomplishments					Variance as of 30 June 2024	Remarks
		1st Quarter	2nd Quarter	3rd Quarter	4th Quarter	Total	1st Quarter	2nd Quarter	3rd Quarter	4th Quarter	Total		
1	2	3	4	5	6	7=(3+4+5+6)	8	9	10	11	12=(8+9+10+11)	13	14
Part A													
I. Operations													
Power Subsidy													
II. Projects													
III. Automatic Appropriations													
Part B													
Major Programs/Projects													
Outcome Indicators													
1. Number of generated employment	31010000000000	100	300	195	100	695	0	280	0	0	280	120	
Outcome Indicators													
1. Number of road projects started	31010000000000	1	1	2	1	5	0	3	0	0	3	1	
2. Percentage of completion of road projects	31010000000000	4%	6%	7%	8%	25%	0%	35%	0.00%	0.00%	35%	25%	

Prepared By:

RYAN C. GALURA
 Officer-in-Charge - Strategic Projects Management Department (SPMD)
 Date:

Approved by:

RICHARD BRIAN M. CEPE
 Officer-in-Charge, Office of the Senior Vice-President - Conversion and Development Group (OSVP-CDG)
 Date:

STATEMENT OF APPROPRIATIONS, ALLOTMENTS, OBLIGATIONS, DISBURSEMENTS AND BALANCES

As of the Quarter Ending 30 June 2024

(in Thousand Pesos)

Department OFFICE OF THE PRESIDENT
 Agency BASES CONVERSION AND DEVELOPMENT AUTHORITY
 Operating Unit _____
 Organization Code (UAC) _____
 Funding Source Code (as clustered) : _____
 (e.g. Old Fund Code: 101,102, 151)

Current Year Appropriations
 Supplemental Appropriations
 Continuing Appropriations

Particulars	UACS CODE	Appropriations			Allotments				Current Year Obligations					Current Year Disbursements					Balances					
		Authorized Appropriation	Adjustments (Transfer To)/From, Realignment	Adjusted Appropriations	Allotments Received	Adjustments (Withdrawal, Realignment)	Transfer To	Transfer From	Adjusted Total Allotments	1st Quarter Ending March 31	2nd Quarter Ending June 30	3rd Quarter Ending Sept. 30	4th Quarter Ending Dec. 31	Total	1st Quarter Ending March 31	2nd Quarter Ending June 30	3rd Quarter Ending Sept. 30	4th Quarter Ending Dec. 31	Total	Unreleased Appropriations	Unobligated Allotment	Unpaid Obligations (15-20) = (23+24)		
																						Due and Demandable	Not Yet Due and Demandable	
1	2	3	4	5=(3+4)	6	7	8	9	10=[(6+(-)7)+(-)9]	11	12	13	14	15=(11+12+13+14)	16	17	18	19	20=[(16+17+18)+19]	21=(5-10)	22=(10-15)	23	24	
I. Agency Specific Budget																								
<i>General Administration and Support</i>																								
General Administration and Supervision																								
PAP																								
PS																								
MOOE																								
Fin Exp.(if applicable)																								
CO																								
<i>Support to Operations</i>																								
PS																								
MOOE																								
Power Subsidy to SFA Semicon Corporation																								
Fin Exp.(if applicable)																								
CO																								
<i>Operations</i>																								
MFO																								
PAP																								
PS																								
MOOE																								
Fin Exp.(if applicable)																								
CO																								
<i>Locally-Funded Project(s)</i>																								
MFO 1 -Infrastructure Development Program																								
PAP	101277	2,801,865		2,801,865	2,801,865				2,801,865	2,429,151				2,429,151							299,000	2,429,151		
PS																								
MOOE																								
Infrastructure Development Program																								
Fin Exp.(if applicable)																								
CO																								
<i>Foreign-Assisted Project(s)</i>																								
PAP																								
PS																								
MOOE																								
Fin Exp.(if applicable)																								
CO																								
...continue down to the last PAP																								
Sub-Total, Agency Specific Budget																								
PS																								
MOOE																								
Fin Exp.(if applicable)																								
CO																								
II. Automatic Appropriations																								
RLIP																								
<i>Special Account in the General Fund (Please specify)</i>																								
Motor Vehicle Users Charge Fund																								
MOOE																								
CO																								
Sub-Total, Automatic Appropriations																								
PS																								
MOOE																								
Fin Exp.(if applicable)																								
CO																								

Agp

STATEMENT OF APPROPRIATIONS, ALLOTMENTS, OBLIGATIONS, DISBURSEMENTS AND BALANCES
As of the Quarter Ending 30 June 2024
 (in Thousand Pesos)

Department OFFICE OF THE PRESIDENT
 Agency BASES CONVERSION AND DEVELOPMENT AUTHORITY
 Operating Unit _____
 Organization Code (UAC) _____
 Funding Source Code (as clustered) : _____
 (e.g. Old Fund Code: 101,102, 151)

Current Year Appropriations
Supplemental Appropriations
Continuing Appropriations

Particulars	UACS CODE	Appropriations			Allotments				Current Year Obligations					Current Year Disbursements				Balances					
		Authorized Appropriation	Adjustments (Transfer To/From, Realignment)	Adjusted Appropriations	Allotments Received	Adjustments (Withdrawal, Realignment)	Transfer To	Transfer From	Adjusted Total Allotments	1st Quarter	2nd Quarter	3rd Quarter	4th Quarter	Total	1st Quarter	2nd Quarter	3rd Quarter	4th Quarter	Total	Unreleased Appropriations	Unobligated Allotment	Unpaid Obligations (15-20) = (23+24)	
										Ending March 31	Ending June 30	Ending Sept. 30	Ending Dec. 31		Ending March 31	Ending June 30	Ending Sept. 30	Ending Dec. 31				20=(16+17+18+19)	21=(5-10)
1	2	3	4	5=(3+4)	6	7	8	9	10=[(6+(-17) -8+9]	11	12	13	14	15=(11+12+13+14)	16	17	18	19	20=(16+17+18+19)	21=(5-10)	22=(10-15)	23	24
III. Special Purpose Fund (Please specify) MPBF-PS PGF-PS (Pension Benefits)																							
Sub-Total, Special Purpose Fund PS MOOE Fin Exp.(if applicable) CO																							
GRAND TOTAL PS MOOE Fin Exp.(if applicable) CO	101277	2,801,865		2,801,865	2,801,865				2,801,865	2,429,151				2,429,151							299,000	2,429,151	
Recapitulation by MFO: MFO 1 -Infrastructure Development Program ...continue down to the last MFO	101277	2,801,865		2,801,865	2,801,865				2,801,865	2,429,151				2,429,151							299,000	2,429,151	
OF WHICH: Major Programs/Projects KRA No. 1 - Anti-Corruption, Transparent, Accountable and Participatory Governance Program Budgeting: MPP Other Major Programs and Projects and monitored by the President through PMS PAP ...continue down to the last PAP ...continue down to the last Program Budgeting ...continue down to the last KRA																							

Certified Correct:

Approved By:


SHERRYL T. CORPUZ
 OIC, Budget and Revenue Allocation Department
 Date: **JUL 31 2024**


HEDDA Y. RULONA
 SVR, Investment and Financial Management Group
 Date: **JUL 31 2024**

STATEMENT OF APPROPRIATIONS, ALLOTMENTS, OBLIGATIONS, DISBURSEMENTS AND BALANCES
As of 30 June 2024
(in Thousand Pesos)

Department OFFICE OF THE PRESIDENT
 Agency BASES CONVERSION AND DEVELOPMENT AUTHORITY
 Operating Unit _____
 Organization Code (UACS) _____
 Funding Source Code (as clustered) : _____
 (e.g. Old Fund Code: 101,102, 151)

	Current Year Appropriations
	Supplemental Appropriations
	Continuing Appropriations

Particulars	Year/ GAA	UACS CODE	Appropriations			Allotments				Current Year Obligations					Current Year Disbursements					Balances				
			Authorized Appropriation	Adjustments (To)/From, Reassignment	Adjusted Appropriations	Allotments Received	Adjustments (Withdrawal, Reassignment)	Transfer To	Transfer From BSCG	Adjusted Total Allotments	1st Quarter	2nd Quarter	3rd Quarter	4th Quarter	Total	1st Quarter	2nd Quarter	3rd Quarter	4th Quarter	Total	Unreleased Appropriations	Unobligated Allotment	Unpaid Obligations (15-20) = (23+24)	
											Ending March 31	Ending June 30	Ending Sept. 30	Ending Dec. 31		Ending March 31	Ending June 30	Ending Sept. 30	Ending Dec. 31				Due and Demandable	Not Yet Due and Demandable
1	2	3	4	5=(3+4)	6	7	8	9	10=[(6+7)- 8+9]	11	12	13	14	15=(11+12+13+14)	16	17	18	19	20=(16+17+18 +19)	21=(5-10)	22=(10-15)	23	24	
I. Agency Specific Budget																								
<i>General Administration and Support</i>																								
General Administration and Supervision																								
PAP																								
PS																								
MOOE																								
Fin Exp.(if applicable)																								
CO																								
Support to Operations																								
PS																								
MOOE																								
Fin Exp.(if applicable)																								
CO																								
Operations																								
MFO																								
PAP																								
PS																								
MOOE																								
Fin Exp.(if applicable)																								
CO																								
Locally-Funded Project(s)																								
MFO 1 -Infrastructure Development Program																								
PAP																								
PS																								
MOOE																								
Development of the New Clark City	2023	101277	830,000		830,000	830,000				830,000	830,000				830,000									830,000
Operation and Maintenance of the NCC Sports Facilities	2023	101277	194,875		194,875	194,875				194,875	146,997				146,997		46,372				46,372		47,878	100,626
Subic Clark Railway Project	2023	101277	78,000		78,000	78,000				78,000	78,000				78,000								78,000	
Military Replication Projects	2023	101277	1,379,085		1,379,085	1,379,085				1,379,085	1,279,085				1,279,085							100,000	1,279,085	
Clark Airport Facilities	2023	101277	252,411		252,411	252,411				252,411	252,411				252,411		10,815				10,815			241,596
Construction of Facilities/Amenities for the National Academy of Sports (NAS) Main Campus	2023	101277	50,000		50,000	50,000				50,000		409			409		409				409		49,591	
Fin Exp.(if applicable)																								
CO																								
Foreign-Assisted Project(s)																								
PAP																								
PS																								
MOOE																								
Fin Exp.(if applicable)																								
CO																								
...continue down to the last PAP																								
Sub-Total, Agency Specific Budget																								
PS																								
MOOE																								
Fin Exp.(if applicable)																								
CO																								
II. Automatic Appropriations																								
RLIP																								
Special Account in the General Fund (Please specify)																								
Motor Vehicle Users Charge Fund																								
MOOE																								
CO																								
Sub-Total, Automatic Appropriations																								
PS																								
MOOE																								
Fin Exp.(if applicable)																								
CO																								

STATEMENT OF APPROPRIATIONS, ALLOTMENTS, OBLIGATIONS, DISBURSEMENTS AND BALANCES

As of 30 June 2024
(in Thousand Pesos)

Department OFFICE OF THE PRESIDENT
 Agency BASES CONVERSION AND DEVELOPMENT AUTHORITY
 Operating Unit _____
 Organization Code (UACS) _____
 Funding Source Code (as clustered) : _____
 (e.g. Old Fund Code: 101,102, 151)

	Current Year Appropriations
	Supplemental Appropriations
	Continuing Appropriations

Particulars	Year/ GAA	UACS CODE	Appropriations			Allotments				Current Year Obligations					Current Year Disbursements				Balances					
			Authorized Appropriation	Adjustments (Transfer To)/From, Realignment)	Adjusted Appropriations	Allotments Received	Adjustments (Withdrawal, Realignment)	Transfer To	Transfer From BSCG	Adjusted Total Allotments	1st Quarter Ending March 31	2nd Quarter Ending June 30	3rd Quarter Ending Sept. 30	4th Quarter Ending Dec. 31	Total	1st Quarter Ending March 31	2nd Quarter Ending June 30	3rd Quarter Ending Sept. 30	4th Quarter Ending Dec. 31	Total	Unreleased Appropriations	Unobligated Allotment	Unpaid Obligations (15-20) = (23+24)	
																							Due and Demandable	Not Yet Due and Demandable
1		2	3	4	5=(3+4)	6	7	8	9	10=[(6+7)-8+9]	11	12	13	14	15=(11+12+13+14)	16	17	18	19	20=(16+17+18+19)	21=(5-10)	22=(10-15)	23	24
III. Special Purpose Fund (Please specify) MPBF-PS PGF-PS (Pension Benefits)																								
Sub-Total, Special Purpose Fund PS MOOE Fin Exp.(if applicable) CO																								
GRAND TOTAL PS MOOE Fin Exp.(if applicable) CO		101277	2,784,371		2,784,371	2,784,371				2,784,371	2,586,493	409			2,586,902		57,595			57,595		197,469	2,529,307	
Recapitulation by MFO: MFO 1 -Infrastructure Development Program ...continue down to the last MFO		101277	2,784,371		2,784,371	2,784,371				2,784,371	2,586,493	409			2,586,902		57,595			57,595		197,469	2,529,307	
OF WHICH: Major Programs/Projects KRA No. 1 - Anti-Corruption, Transparent, Accountable and Participatory Governance Program Budgeting: MPP Other Major Programs and Projects and monitored by the President through PMS PAP ...continue down to the last PAP ...continue down to the last Program Budgeting ...continue down to the last KRA																								

Prepared by:


SHERRYL T. CORPUZ
 OIC, Budget and Revenue Allocation Department
 Date: **JUL 31 2024**

Certified Correct:


HEDDA Y. RULONA
 SVP, Investment and Financial Management Group
 Date: **JUL 31 2024**

SUMMARY OF APPROPRIATIONS, ALLOTMENTS, OBLIGATIONS, DISBURSEMENTS AND BALANCES BY OBJECT OF EXPENDITURES
As of the Quarter Ending 30 June 2024
 (in Thousand Pesos)

Particulars	UACS CODE	Appropriations			Allotments				Current Year Obligations					Current Year Disbursements				Balances						
		Authorized Appropriation	Adjustments (Transfer To/From, Realignment)	Adjusted Appropriations	Allotments Received	Adjustments (Withdrawal, Realignment)	Transfer To	Transfer From	Adjusted Total	1st Quarter	2nd Quarter	3rd Quarter	4th Quarter	1st Quarter	2nd Quarter	3rd Quarter	4th Quarter	Unreleased Appropriations	Unobligated Allotment	Unpaid Obligations (15-20) = (23+24)				
										Ending	Ending	Ending	Ending	Ending	Ending	Ending	Ending			Due and Demandable	Not Yet Due and Demandable			
		Allotments	March 31	June 30	Sept. 30	Dec. 31	Total	March 31	June 30	Sept. 30	Dec. 31	Total	21=(5-10)	22=(10-15)	23	24								
1	2	3	4	5=(3+4)	6	7	8	9	10=[(6+(-7)+(-9))]	11	12	13	14	15=(11+12+13+14)	16	17	18	19	20=[(16+17+18+19)]	21=(5-10)	22=(10-15)	23	24	
SUMMARY																								
A. AGENCY SPECIFIC BUDGET																								
Personnel Services																								
Salaries and Wages																								
Salaries and Wages - Regular																								
Basic Salary - Civilian																								
Basic Pay - Military/Uniformed Personnel																								
Salaries and Wages - Contractual																								
Other Compensation																								
Personnel Economic Relief Allowance (PERA)																								
PERA - Civilian																								
PERA - Military/Uniformed Personnel																								
Representation Expenses																								
Transportation Allowance																								
Transportation Allowance																								
RATA of Sectoral/Alternate Sectoral Representatives																								
<i>Continue down to the last object of expenditure...</i>																								
Maintenance & Other Operating Expenses																								
Infrastructure Development Program	101277	2,801,865		2,801,865	2,801,865				2,801,865	2,429,151				2,429,151							299,000	2,429,151		
Traveling Expenses																								
Traveling Expenses - Local																								
Traveling Expenses - Foreign																								
Training and Scholarship Expenses																								
Supplies and Materials Expenses																								
Office Supplies Expenses																								
Accountable Forms Expenses																								
Non-Accountable Forms Expenses																								
Animal/Zoological Supplies Expenses																								
Food Supplies Expenses																								
Welfare Goods Expenses																								
Drugs and Medicines Expenses																								
Medical, Dental and Laboratory Supplies Expenses																								
Fuel, Oil and Lubricants Expenses																								
Agricultural and Marine Supplies Expenses																								
Textbooks and Instructional Materials Expenses																								
Textbooks and Instructional Materials Expenses																								
Chalk Allowance																								
Military, Police and Traffic Supplies Expenses																								
Chemical and Filtering Supplies Expenses																								
Other Supplies and Materials Expenses																								
Utility Expenses																								
Water Expenses																								
Electricity Expenses																								
Power Subsidy																								
Financial Expenses																								
Management Supervision/Trusteeship Fees																								
Interest Expenses																								
Interest Paid to Non Residents																								
Interest Paid to Residents other than General Government																								
Interest Paid to other General Government Units																								
<i>Continue down to the last object of expenditure...</i>																								
Capital Outlays																								
Property, Plant and Equipment Outlay																								
Land and Improvement Outlay																								
Buildings and Other Structures Outlay																								
Buildings																								
School Buildings																								
Hospitals and Health Centers																								
Markets																								
Machinery and Equipment Outlay																								
Machinery																								
Office Equipment																								
Information and Communication Technology Equipment																								
<i>(sample object of expenditure only)</i>																								
<i>Continue down to the last object of expenditure...</i>																								

SUMMARY OF APPROPRIATIONS, ALLOTMENTS, OBLIGATIONS, DISBURSEMENTS AND BALANCES BY OBJECT OF EXPENDITURES
As of the Quarter Ending 30 June 2024
 (in Thousand Pesos)

Particulars	UACS CODE	Appropriations			Allotments				Current Year Obligations					Current Year Disbursements				Balances					
		Authorized Appropriation	Adjustments (Transfer (To)/From, Realignment)	Adjusted Appropriations	Allotments Received	Adjustments (Withdrawal, Realignment)	Transfer To	Transfer From	Adjusted	1st Quarter	2nd Quarter	3rd Quarter	4th Quarter	1st Quarter	2nd Quarter	3rd Quarter	4th Quarter	Unreleased Appropriations	Unobligated Allotment	Unpaid Obligations (15-20) = (23+24)			
									Total	Ending	Ending	Ending	Ending	Total	Ending	Ending	Ending			Ending	Total	Due and Demandable	Not Yet Due and Demandable
		Allotments	March 31	June 30	Sept. 30	Dec. 31	March 31	June 30	Sept. 30	Dec. 31	March 31	June 30	Sept. 30	Dec. 31	20=(16+17+18+19)	21=(5-10)	22=(10-15)	23	24				
1	2	3	4	5=(3+4)	6	7	8	9	10=[(6+(-7)-8+9)]	11	12	13	14	15=(11+12+13+14)	16	17	18	19	20=(16+17+18+19)	21=(5-10)	22=(10-15)	23	24
B. AUTOMATIC APPROPRIATIONS Retirement and Life Insurance Premium Specify allotment class/object of expenditures Customs Duties and Taxes Specify allotment class/object of expenditures Continue down to the last object of expenditure...																							
C. SPECIAL PURPOSE FUNDS Miscellaneous Personnel Benefits Fund Specify allotment class/object of expenditures Pension and Gratuity Fund Specify allotment class/object of expenditures Continue down to the last object of expenditure...																							
GRAND TOTAL		2,801,865		2,801,865	2,801,865				2,801,865	2,429,151					2,429,151							299,000	2,429,151

Certified Correct:


 SHERRYL T. CORPUZ
 OIC, Budget and Revenue Allocation Department
 Date: JUL 31 2024

Approved By:


 HEDDA Y. RULONA
 SVP, Investment and Financial Management Group
 Date: JUL 31 2024

List of Allotments and Sub-Allotments
As of the Quarter Ending 30 June 2024
(In Thousand Pesos)

Department : OFFICE OF THE PRESIDENT
Agency : BASES CONVERSION AND DEVELOPMENT AUTHORITY
Operating Unit : _____
Organization Code (UACS) : _____
Funding Source Code (as clustered) : _____
(e.g. Old Fund Code: 101,102, 151)

 Current Year Appropriations
Continuing Appropriations
Supplemental Appropriations


No.	Allotments / Sub-Allotments		Funding Source		Allotments / Sub-Allotments received from COs / ROs				Sub-Allotment to Regions/Operating Units				Total Allotments / Net of Sub-allotments			
	Number	Date	Description	UACS Code	PS	MOOE	CO	Total	PS	MOOE	CO	Total	PS	MOOE	CO	Total
1	2	3	4	5	6	7	8	9=(6+7+8)	10	11	12	13=(10+11+12)	14 = (6+10)	15 = (7+11)	16 = (8 + 12)	17=(14+15+16)
A. Allotments received from DBM																
1	Comprehensive Release per Annex A and A-1 of NBC No. 551															
2	GARO No. 2014-1 (RLIP)															
3																
4	GAAAO															
5	Programmed Appropriations	1-Jan-24	RA 11975 (FY2024 GAA)	101277		2,801,865		2,801,865						2,801,865		2,801,865
	Sub-total					2,801,865		2,801,865						2,801,865		2,801,865
B. Sub-allotments received from Central Office/Regional Office																
1																
2																
3																
4																
5																
6																
	Sub-Total															
	Total Allotments					2,801,865		2,801,865						2,801,865		2,801,865

Summary by Funding Source Code:																
Agency Specific Budget																
RLIP																
MPBF																

Certified Correct:


SHERRYL T. CORPUZ
OIC, Budget and Revenue Allocation Department
Date: JUL 31 2024

Approved By:


HEDDA Y. RULONA
SVP, Investment and Financial Management Group
Date: JUL 31 2024

STATEMENT OF OBLIGATIONS, DISBURSEMENTS, LIQUIDATIONS AND BALANCES for INTER-AGENCY FUND TRANSFERS

(for Source Agency use only)

As at the Quarter Ending 30 June 2024

Department OFFICE OF THE PRESIDENT
 Agency/Entity BASES CONVERSION AND DEVELOPMENT AUTHORITY
 Operating Unit
 Organization Code
 Fund Cluster
 (e.g. UACS Fund)

	Current Year Appropriations
	Supplemental Appropriations
	Continuing Appropriations

Implementing Agencies and Projects	Obligations							Disbursements (Funds Transferred To)					Liquidations					Unpaid Obligations	Unliquidated Fund Transfers
	Obligation Request		1st Quarter Ending March 31	2nd Quarter Ending June 30	3rd Quarter Ending Sept. 30	4th Quarter Ending Dec. 31	Total	1st Quarter Ending March	2nd Quarter Ending June 30	3rd Quarter Ending Sept. 30	4th Quarter Ending Dec. 31	Total	1st Quarter Ending March	2nd Quarter Ending June 30	3rd Quarter Ending Sept. 30	4th Quarter Ending Dec. 31	Total		
	Number	Date																	
1	2	3	4	5	6	7	8=(4+5+6+7)	9	10	11	12	13=(9+10+11+12)	14	15	16	17	18=(14+15+16+17)	19 = (8-13)	20 = (13-18)
NOT APPLICABLE																			
GRAND TOTAL																			

Certified Correct: SHERRYL T. CORPUZ
 OIC, Budget and Revenue Allocation Department
 Date: JUL 31 2024

Approved By: HEDDA Y. RULONA
 SVP, Investment and Financial Management Group
 Date: JUL 31 2024

*The Agency/Entity Central Office shall disclose the regional offices (ROs)/lower level operating units (OUs) which are not included in the consolidated report, in case not all ROs/lower level OUs submitted their reports for consolidation.

SUMMARY OF APPROVED BUDGET, UTILIZATIONS, DISBURSEMENTS AND BALANCES
 (For Off-Budgetary Funds)
 As of Quarter Ending 30 June 2024


Department OFFICE OF THE PRESIDENT
 Entity Name BASES CONVERSION AND DEVELOPMENT AUTHORITY
 Operating Unit _____
 Organization Code (UACS) _____
 Funding Source Code (as clustered 01 (Regular Agency Fund)) _____

 Current Year Appropriations
 Supplemental Appropriations
 Continuing Appropriations

Particulars	UACS CODE	Appropriations			Allotments					Current Year Obligations					Current Year Disbursements					Balances				
		Authorized Appropriation	Adjustments (To)/From, Realignment	Adjusted Appropriations	Allotments Received	Adjustments (Withdrawal, Realignment)	Transfer To	Transfer From	Adjusted Total Allotments	1st Quarter	2nd Quarter	3rd Quarter	4th Quarter	Total	1st Quarter	2nd Quarter	3rd Quarter	4th Quarter	Total	Unreleased Appropriations	Unobligated Allotment	Unpaid Obligations (15-20) = (23+24)		
										Ending March 31	Ending June 30	Ending Sept. 30	Ending Dec. 31		Ending March 31	Ending June 30	Ending Sept. 30	Ending Dec. 31				Due and Demandable	Not Yet Due and Demandable	
1	2	3	4	5=(3+4)	6	7	8	9	10=[(6+(-)7)]	11	12	13	14		16	17	18	19			22=(10-15)	23	24	
I. Agency Specific Budget																								
General Administration and Support																								
General Management and Supervision																								
PS																								
MOOE																								
Fin Exp.(if applicable)																								
CO																								
CO Operations																								
PS																								
MOOE																								
Fin Exp.(if applicable)																								
CO																								
Sub-Total, Agency Specific Budget																								
PS																								
MOOE																								
Fin Exp.(if applicable)																								
CO																								
NOT APPLICABLE																								
II. Automatic Appropriations																								
Retirement and Life Insurance Premium (RLIP)																								
Sub-Total, Automatic Appropriations																								
PS																								
MOOE																								
Fin Exp.(if applicable)																								
CO																								
III. Special Purpose Funds																								
Miscellaneous Personnel Benefits Fund (MPBF)																								
Pension and Gratuity Fund																								
Sub-Total, Special Purpose Fund																								
PS																								
MOOE																								
Fin Exp.(if applicable)																								
CO																								
GRAND TOTAL																								

Certified Correct:

SHERRY L. CORPUZ
 OIC, Budget and Revenue Administration Department
 Date: **JUL 31 2024**

Approved By:

HEDDA Y. RULONA
 SVR, Investment and Financial Management Group
 Date: **JUL 31 2024**

SUMMARY OF APPROVED BUDGET, UTILIZATIONS, DISBURSEMENTS AND BALANCES BY OBJECT OF EXPENDITURES
(For Off- Budgetary Funds)
As of the Quarter Ending 30 June 2024



Department OFFICE OF THE PRESIDENT
 Agency BASES CONVERSION AND DEVELOPMENT AUTHORITY
 Operating Unit _____
 Organization Code (UACS) _____
 Funding Source Code (as clustered) : _____

Particulars	UACS CODE	Approved Budget			Budget Utilization					Disbursements					BALANCES		
		Approved Budgeted Revenue	Adjustments (Additions, Reductions, Realignment)	Adjusted Budgeted Revenue	1st Quarter	2nd Quarter	3rd Quarter	4th Quarter	Total	1st Quarter	2nd Quarter	3rd Quarter	4th Quarter	Total	Unutilized Budget	Unpaid Utilizations (10-15) = (17+18)	
					Ending March 31	Ending June 30	Ending Sept. 30	Ending Dec. 31		Ending March 31	Ending June 30	Ending Sept. 30	Ending Dec. 31			Due and Demandable / Accounts Payable	Not Yet Due and Demandable
1	2	3	4	5=[3+(-)4]	6	7	8	9	10=(6+7+8+9)	11	12	13	14	15=(11+12+13+14)	16=(5-10)	17	18
SUMMARY																	
A. AGENCY SPECIFIC BUDGET																	
Personnel Services																	
Salaries and Wages																	
Basic Salary - Civilian																	
Basic Pay - Military/Uniformed Personnel																	
Salaries and Wages - Contractual																	
Other Compensation																	
Personnel Economic Relief Allowance (PERA)																	
PERA - Civilian																	
PERA - Military/Uniformed Personnel																	
Representation Expenses																	
Transportation Allowance																	
Transportation Allowance																	
RATA of Sectoral/Alternate Sectoral Representatives																	
<i>Continue down to the last object of expenditure...</i>																	
Maintenance & Other Operating Expenses																	
Traveling Expenses																	
Traveling Expenses - Local																	
Traveling Expenses - Foreign																	
Training and Scholarship Expenses																	
Training Expenses																	
Scholarship Grants/Expenses																	
Supplies and Materials Expenses																	
Office Supplies Expenses																	
Accountable Forms Expenses																	
Non-Accountable Forms Expenses																	
Animal/Zoological Supplies Expenses																	
Food Supplies Expenses																	
Welfare Goods Expenses																	
Drugs and Medicines Expenses																	
Medical, Dental and Laboratory Supplies Expenses																	
Fuel, Oil and Lubricants Expenses																	
Agricultural and Marine Supplies Expenses																	
Chemical and Filtering Supplies Expenses																	
Other Supplies and Materials Expenses																	
Utility Expenses																	
Water Expenses																	
Electricity Expenses																	
<i>Continue down to the last object of expenditure...</i>																	

NOT APPLICABLE

SUMMARY OF APPROVED BUDGET, UTILIZATIONS, DISBURSEMENTS AND BALANCES BY OBJECT OF EXPENDITURES
(For Off- Budgetary Funds)
As of the Quarter Ending 30 June 2024

Department OFFICE OF THE PRESIDENT
 Agency BASES CONVERSION AND DEVELOPMENT AUTHORITY
 Operating Unit _____
 Organization Code (UACS) _____
 Funding Source Code (as clustered) : _____

Particulars	UACS CODE	Approved Budget			Budget Utilization					Disbursements					BALANCES		
		Approved Budgeted Revenue	Adjustments (Additions, Reductions, Realignment)	Adjusted Budgeted Revenue	1st Quarter	2nd Quarter	3rd Quarter	4th Quarter	Total	1st Quarter	2nd Quarter	3rd Quarter	4th Quarter	Total	Unutilized Budget	Unpaid Utilizations (10-15) = (17+18)	
					Ending March 31	Ending June 30	Ending Sept. 30	Ending Dec. 31		Ending March 31	Ending June 30	Ending Sept. 30	Ending Dec. 31			Due and Demandable / Accounts Payable	Not Yet Due and Demandable
1	2	3	4	5=[3+(-)4]	6	7	8	9	10=(6+7+8+9)	11	12	13	14	15=(11+12+13+14)	16=(5-10)	17	18
Financial Expenses																	
Management Supervision/Trusteeship Fees																	
Interest Expenses																	
Interest Paid to Non Residents																	
Interest Paid to Residents other than General Government																	
Interest Paid to other General Government Units																	
<i>Continue down to the last object of expenditure...</i>																	
Capital Outlays																	
Property, Plant and Equipment Outlay																	
Buildings and Other Structures Outlay																	
Buildings																	
School Buildings																	
Hospitals and Health Centers																	
Markets																	
Machinery and Equipment Outlay																	
Machinery																	
Office Equipment																	
Information and Communication Technology Equipment																	
<i>(sample object of expenditure only)</i>																	
<i>Continue down to the last object of expenditure...</i>																	
GRAND TOTAL																	
Certified Correct:					Approved By:												
 SHERRYL T. CORPUZ OIC, Budget and Revenue Allocation Department Date: JUL 31 2024					 HEDDA Y. RULONA SVP, Investment and Financial Management Group Date: JUL 31 2024												

NOT APPLICABLE

MONTHLY REPORT OF DISBURSEMENTS
As of 30 June 2024
(in Thousand Pesos)

Department : OFFICE OF THE PRESIDENT
Agency : BASES CONVERSION AND DEVELOPMENT AUTHORITY
Operating Unit :
Organization Code (UACS) :
Funding Source Code (as clustered):
(e.g. Old Fund Code: 101,102, 151)

PARTICULARS	CURRENT YEAR BUDGET					PRIOR YEAR'S BUDGET											TRUST LIABILITIES				GRAND TOTAL					Remarks		
	PS	MOOE	Fin. Exp	CO	TOTAL	PRIOR YEAR'S ACCOUNTS PAYABLE				CURRENT YEAR'S ACCOUNTS PAYABLE							SUB-TOTAL	PS	MOOE	CO	TOTAL	PS	MOOE	Fin. Exp	CO		TOTAL	
						PS	MOOE	Fin. Exp	CO	Sub-Total	PS	MOOE	Fin. Exp	CO	Sub-Total	TOTAL												
1	2	3	4	5	6=(2+3+4+5)	7	8	9	10	11=(7+8+9+10)	12	13	14	15	16=(12+13+14+15)	17=(11+16)	18=(6+17)	19	20	21	22=(19+20+21)	23	24	25	26	27=(23+24+25+26)	28	
Notice of Cash Allocation (NCA)																												
MDS Checks Issued																												
Transfer of Fund to BCDA																												
PMC Headquarters Phase 1 - Package 1							111,848			111,848		111,848			111,848	223,697									223,697		223,697	
PMC Headquarters Phase 1 - Package 1 CMS							4,390			4,390		13,204			13,204	17,594									17,594		17,594	
PMC Headquarters Phase 1 - Package 2							193,436			193,436		193,436			193,436	193,436									193,436		193,436	
PA - ASCOM Facilities - CMS							6,030			6,030		6,764			6,764	12,794									12,794		12,794	
PA - SSC/DACC Facilities							1,057			1,057		27,491			27,491	1,057									1,057		1,057	
PAF Site Development in Bamban							360			360		360			360	360									360		360	
Airport to NCC Access Road (Phase 3) - CMS							6,951			6,951		6,951			6,951	6,951									6,951		6,951	
Connecting Road Package 1																												
Connecting Road Package 1 - Utility Corridor							63,101			63,101		69,477			69,477	69,477									69,477		69,477	
Connecting Road Package 1 - CMS												2,908			2,908	2,908									2,908		2,908	
Connecting Road Package 2												35,812			35,812	35,812									35,812		35,812	
Connector Road from MacArthur to NCC Airport Road							16,628			16,628		32,361			32,361	48,990									48,990		48,990	
NGAC- Interim Operation and Maintenance							44,195			44,195		43,786			43,786	87,981									87,981		87,981	
Airport New Control Tower							32,935			32,935		50,288			50,288	83,223									83,223		83,223	
Airport Terminal Radar												385,072			385,072	385,072									385,072		385,072	
SCRIP ROW/Administrative Expenses							23,126			23,126		1,552			1,552	24,678									24,678		24,678	
PA - ASCOM Facilities - DBM SF																												
DAED for PAF Operation Area in Clark																												
Sewage Treatment Plant - New Senate Building																												
National Academy for Sports Phase 1																												
National Academy for Sports Phase 1 - CMS																												
National Academy for Sports Phase 1 - Goods and Equipment								49,497		49,497		9,890			9,890	59,387									59,387		59,387	
National Academy for Sports Phase 1 - Administrative Expenses																												
National Academy for Sports Phase 2 - Administrative Expenses								409		409		7,847			7,847	8,256									8,256		8,256	
Bonifacio South Main Boulevard																												
Advice to Debit Account																												
Working Fund (NCA issued to BTR)																												
Tax Remittance Advices Issued (TRA)																												
Cash Disbursement Ceiling (CDC)																												
Non-Cash Availment Authority (NCAA)																												
Others (Remittance to BTR)																												
TOTAL								553,965		553,965		798,302			798,302	1,352,266									1,352,266		1,352,266	

	Previous Report (May 2024)	This month (June 2024)	As of Date		Previous Report (May 2024)	This month (June 2024)	As of Date
Total Disbursement Authorities Received				Total Disbursements Program	31,944,060		31,944,060
NCA	31,944,060		31,944,060	Less: * Actual Disbursements	31,245,935	518,159	31,764,094
Working Fund				(Over)/Under spending	698,124	(518,159)	179,966
TRA							
CDC							
NCAA							
Others (CDT, BTR Docs Stamp, etc.)							
Less: Notice of Transfer Allocations (NTA)* issued							
Total Disbursements Authorities Available	31,944,060		31,944,060				
Less: Lapsed NCA							
Disbursements *	31,245,935	518,159	31,764,094				
Balance of Disbursements Authorities as of to date	698,124	(518,159)	179,966				
Notes: The use of NTA is discouraged							
* Amounts should tally							

Certified Correct:

SHERRYL T. GORPUZ
OIC, Budget and Revenue Allocation Department
Date: JUL 31 2024

Approved By:

HEDBA RULONA
SVP, Investment and Financial Management Group
Date: JUL 31 2024

QUARTERLY REPORT OF REVENUE AND OTHER RECEIPTS
 As of the Quarter Ending 30 June 2024
 (In Thousand Pesos)


Department : **OFFICE OF THE PRESIDENT**
 Agency : **BASES CONVERSION AND DEVELOPMENT AUTHORITY**
 Operating Unit : _____
 Organization Code (UACS) : _____

CLASSIFICATION / SOURCES OF REVENUE AND OTHER RECEIPTS	UACS Code	REVENUE TARGET (Annual)	ACTUAL REVENUE AND OTHER RECEIPTS COLLECTIONS					CUMULATIVE REMITTANCE /DEPOSITS TO DATE			VARIANCE		Remarks
			1st Quarter	2nd Quarter	3rd Quarter	4th Quarter	TOTAL	Remittance to BTr	Deposited with AGDB	Total	Amount	%	
1	2	3	4	5	6	7	8=(4+5+6+7)	9	10	11=(9+10)	12=(8-3)	13 = (12 / 3)	14
NOT APPLICABLE													
A. General Fund (formerly Fund 101)													
- Tax Documentary Stamp Tax													
- Non-Tax Permit Fees Import													
B. Special Account in the General Fund (formerly Fund 105, 183, 401, 151-159)													
- Tax													
- Non-Tax													
C. Off-Budget Accounts (formerly Fund 161 to 164, etc.)													
D. Custodial Funds (formerly Fund 101-184, 187)													
TOTAL													

Certified Correct:


SHERRYL T. CORPUZ
 OIC, Budget and Revenue Allocation Department
 Date: **JUL 31 2024**

Approved By:




HEDDA Y. RULONA
 SVR Investment and Financial Management Group
 Date: **JUL 31 2024**

STATEMENT OF APPROVED BUDGET, UTILIZATIONS, DISBURSEMENTS AND BALANCES FOR TRUST RECEIPTS
(for Implementing Agency use only)
As of the Quarter Ending 30 June 2024

Department : Office of the President
 Agency : Bases Conversion and Development Authority
 Operating Unit :
 Organization Code (UACS) :
 Funding Cluster : Trust Receipts

Source Agencies and Projects	UACS CODE	Approved Budget			Utilizations					Disbursements					Balances		
		Approved Budgeted Revenue/ Receipts	Adjustments (Additions, Reductions, Modifications/ Augmentations)	Adjusted Budgeted Revenue	1st Quarter	2nd Quarter	3rd Quarter	4th Quarter	Total	1st Quarter	2nd Quarter	3rd Quarter	4th Quarter	Total	Unutilized Budget	Unpaid Utilizations (10-19) = (17+18)	
					Ending March 31	Ending June 30	Ending Sept. 30	Ending Dec. 31		Ending March 31	Ending June 30	Ending Sept. 30	Ending Dec. 31			Due and Demandable	Not Yet Due and Demandable
1	2	3	4	5=[3+(-)4]	6	7	8	9	10=(6+7+8+9)	11	12	13	14	15=(11+12+13+14)	16=(5-10)	17	18
Project Title																	
PS																	
MOOE																	
CO																	
GRAND TOTAL																	
PS																	
MOOE																	
CO																	

NOT APPLICABLE

Certified Correct:  _____ SHERRYL T. CORPUZ OIC, Budget and Revenue Allocation Department Date: JUL 31 2024	Approved By:  _____ HEDDA Y. RULONA SVP, Investment and Financial Management Group Date: JUL 31 2024
--	---