

QUARTERLY PHYSICAL REPORT OF OPERATION  
As of 31 December 2023

Department : OFFICE OF THE PRESIDENT  
 Agency : BASES CONVERSION AND DEVELOPMENT AUTHORITY  
 Operating Unit :  
 Organization Code (UACS) :

	Current Year Appropriations
	Supplemental Appropriations
	Continuing Appropriations
	Off-Budget Account

Particulars	UACS CODE	Physical Targets					Physical Accomplishments					Variance as of 31 December 2023	Remarks
		1st Quarter	2nd Quarter	3rd Quarter	4th Quarter	Total	1st Quarter	2nd Quarter	3rd Quarter	4th Quarter	Total		
1	2	3	4	5	6	7=(3+4+5+6)	8	9	10	11	12=(8+9+10+11)	13	14
Part A													
I. Operations													
Power Subsidy													
II. Projects													
III. Automatic Appropriations													
Part B													
Major Programs/Projects													
Outcome Indicators													
1. Number of generated employment	31010000000000	125	130	150	145	550	0	0	0	0	0	-550	
Outcome Indicators													
1. Number of road projects started	31010000000000	0	2	0	0	2	0	0	0	2	2	0	
2. Percentage of completion of road projects	31010000000000	6%	7%	8%	6%	27%	0%	0%	0%	0%	0%	-27%	

Prepared By:  
  
 RYAN S. GALURA  
 Officer-in-Charge, Strategic Projects Management Department  
 (SPMD)  
 Date:

Approved by:  
  
 RICHARD BRIAN M. CEPE  
 Officer-in-Charge, Office of the Senior Vice-President - Conversion and  
 Development Group (OSVP-CDG)  
 Date:

QUARTERLY PHYSICAL REPORT OF OPERATION  
As of 31 December 2023

Department : OFFICE OF THE PRESIDENT  
 Agency : BASES CONVERSION AND DEVELOPMENT AUTHORITY  
 Operating Unit :  
 Organization Code (UACS) :

	Current Year Appropriations
	Supplemental Appropriations
	Continuing Appropriations
	Off-Budget Account

Particulars	UACS CODE	Physical Targets					Physical Accomplishments					Variance as of 31 December 2023	Remarks
		1st Quarter	2nd Quarter	3rd Quarter	4th Quarter	Total	1st Quarter	2nd Quarter	3rd Quarter	4th Quarter	Total		
1	2	3	4	5	6	7=(3+4+5+6)	8	9	10	11	12=(8+9+10+11)	13	14
Part A													
I. Operations													
Power Subsidy													
II. Projects													
III. Automatic Appropriations													
Part B													
Major Programs/Projects													
Outcome Indicators													
1. Number of generated employment	3101000000000	650	669	600	550	2,469	551	443	678	818	2490	21	
Outcome Indicators													
1. Number of road projects started	3101000000000	4	0	1	0	5	4	0	0	1	5	-	
2. Percentage of completion of road projects	3101000000000	7%	9%	10%	11%	37%	24%	5%	3.00%	7.00%	39%	2%	

Prepared By:  
  
 RYAN S. GALURA

Officer-in-Charge, Strategic Projects Management Department (SPMD)  
 Date:

Approved by:  


RICHARD BRIAN M. CEPE  
 Officer-in-Charge, Office of the Senior Vice-President - Conversion and Development Group (OSVP-CDG)  
 Date:



STATEMENT OF APPROPRIATIONS, ALLOTMENTS, OBLIGATIONS, DISBURSEMENTS AND BALANCES

As of the Quarter Ending 31 December 2023

(in Thousand Pesos)

Department OFFICE OF THE PRESIDENT  
 Agency BASES CONVERSION AND DEVELOPMENT AUTHORITY  
 Operating Unit \_\_\_\_\_  
 Organization Code (UAC) \_\_\_\_\_  
 Funding Source Code (as clustered) : \_\_\_\_\_  
 (e.g. Old Fund Code: 101,102, 151)

	Current Year Appropriations
	Supplemental Appropriations
	Continuing Appropriations

Particulars	UACS CODE	Appropriations			Allotments					Current Year Obligations					Current Year Disbursements					Balances				
		Authorized Appropriation	Adjustments (Transfer To)/From, Realignment	Adjusted Appropriations	Allotments Received	Adjustments (Withdrawal, Realignment)	Transfer To	Transfer From	Adjusted Total Allotments	1st Quarter	2nd Quarter	3rd Quarter	4th Quarter	Total	1st Quarter	2nd Quarter	3rd Quarter	4th Quarter	Total	Unreleased Appropriations	Unobligated Allotment	Unpaid Obligations (15-20) = (23+24)		
										Ending March 31	Ending June 30	Ending Sept. 30	Ending Dec. 31		Ending March 31	Ending June 30	Ending Sept. 30	Ending Dec. 31				Due and Demandable	Not Yet Due and Demandable	
1	2	3	4	5=(3+4)	6	7	8	9	10=((6+(-)7)+9)	11	12	13	14	15=(11+12+13+14)	16	17	18	19	20=(16+17+18+19)	21=(5-10)	22=(10-15)	23	24	
PS MOOE Fin Exp.(if applicable) CO																								
<b>III. Special Purpose Fund (Please specify)</b> MPBF-PS PGF-PS (Pension Benefits)																								
<b>Sub-Total, Special Purpose Fund</b> PS MOOE Fin Exp.(if applicable) CO																								
<b>GRAND TOTAL</b> PS MOOE Fin Exp.(if applicable) CO	101277	2,784,371		2,784,371	2,784,371				2,784,371	1,435,639			1,101,444	2,537,083							247,288	2,537,083		
<b>Recapitulation by MFO:</b> <b>MFO 1 -Infrastructure Development Program</b> ...continue down to the last MFO	101277	2,784,371		2,784,371	2,784,371				2,784,371	1,435,639			1,101,444	2,537,083							247,288	2,537,083		
<b>OF WHICH:</b> Major Programs/Projects  KRA No. 1 - Anti-Corruption, Transparent, Accountable and Participatory Governance  Program Budgeting: MPP  Other Major Programs and Projects and monitored by the President through PMS PAP  ...continue down to the last PAP ...continue down to the last Program Budgeting ...continue down to the last KRA																								

Certified Correct:

Approved By:

  
**SHERRYL T. CORPUZ**  
 OIC, Budget and Revenue Allocation Department  
 Date: **FEB 08 2024**

  
**HEDDA Y. RULONA**  
 SVP, Investment and Financial Management Group  
 Date: **FEB 08 2024**





STATEMENT OF APPROPRIATIONS, ALLOTMENTS, OBLIGATIONS, DISBURSEMENTS AND BALANCES

As of 31 December 2023  
(in Thousand Pesos)

	Current Year Appropriations
	Supplemental Appropriations
	Continuing Appropriations

Department OFFICE OF THE PRESIDENT  
 Agency BASES CONVERSION AND DEVELOPMENT AUTHORITY  
 Operating Unit \_\_\_\_\_  
 Organization Code (UACS) \_\_\_\_\_  
 Funding Source Code (as clustered) : \_\_\_\_\_  
 (e.g. Old Fund Code: 101,102, 151)

Particulars	Year/GAA	UACS CODE	Appropriations			Allotments				Current Year Obligations					Current Year Disbursements					Balances							
			Authorized Appropriation	Adjustments (Transfer To)/From, Realignment)	Adjusted Appropriations	Allotments Received	Adjustments (Withdrawal, Realignment)	Transfer To	Transfer From BSCG	Adjusted Total Allotments	1st Quarter	2nd Quarter	3rd Quarter	4th Quarter	Total	1st Quarter	2nd Quarter	3rd Quarter	4th Quarter	Total	Unreleased Appropriations	Unobligated Allotment	Unpaid Obligations (15-20) + (23+24)				
											Ending March 31	Ending June 30	Ending Sept. 30	Ending Dec. 31		Ending March 31	Ending June 30	Ending Sept. 30	Ending Dec. 31				Due and Demandable	Not Yet Due and Demandable			
PS MOOE Fin Exp. (if applicable) CO																											
<b>III. Special Purpose Fund (Please specify)</b> MPBF-PS PGF-PS (Pension Benefits)																											
<b>Sub-Total, Special Purpose Fund</b> PS MOOE Fin Exp. (if applicable) CO																											
<b>GRAND TOTAL</b> PS MOOE Fin Exp. (if applicable) CO		101277	2,487,346		2,487,346	2,487,346				2,487,346	1,782,171		39,283	538,143	2,359,597										127,749	2,359,597	
<b>Recapitulation by MFO:</b> MFO 1 -Infrastructure Development Program  ...continue down to the last MFO		101277	2,487,346		2,487,346	2,487,346				2,487,346	1,782,171		39,283	538,143	2,359,597										127,749	2,359,597	
<b>OF WHICH:</b> Major Programs/Projects  KRA No. 1 - Anti-Corruption, Transparent, Accountable and Participatory Governance  Program Budgeting: MPP  Other Major Programs and Projects and monitored by the President through PMS PAP  ...continue down to the last PAP ...continue down to the last Program Budgeting ...continue down to the last KRA																											

Prepared by:

Certified Correct:

  
SHERRYL T. CORPUZ  
 OIC, Budget and Revenue Allocation Department  
 Date: **FEB 08 2024**



  
HEDDA Y. RULONA  
 SVP, Investment and Financial Management Group  
 Date: **FEB 08 2024**

**SUMMARY OF APPROPRIATIONS, ALLOTMENTS, OBLIGATIONS, DISBURSEMENTS AND BALANCES BY OBJECT OF EXPENDITURES**  
**As of the Quarter Ending 31 December 2023**  
 (in Thousand Pesos)

Particulars	UACS CODE	Appropriations			Allotments				Current Year Obligations					Current Year Disbursements				Balances							
		Authorized Appropriation	Adjustments (Transfer To)/From, Realignments	Adjusted Appropriations	Allotments Received	Adjustments (Withdrawal, Realignments)	Transfer To	Transfer From	Adjusted	1st Quarter	2nd Quarter	3rd Quarter	4th Quarter	Total	1st Quarter	2nd Quarter	3rd Quarter	4th Quarter	Unreleased Appropriations	Unobligated Allotment	Unpaid Obligations (15-20) = (23+24)				
									Total	Ending	Ending	Ending	Ending	Total	Ending	Ending	Ending	Ending			Due and Demandable	Net Yet Due and Demandable			
									Allotments	March 31	June 30	Sept. 30	Dec. 31	March 31	June 30	Sept. 30	Dec. 31	Total							
1	2	3	4	5=(3+4)	6	7	8	9	10=[(6+(-)7)-8+9]	11	12	13	14	15=(11+12+13+14)	16	17	18	19	20=[(16+17+18+19)]	21=(5-10)	22=(10-15)	23	24		
<b>SUMMARY</b>																									
<b>A. AGENCY SPECIFIC BUDGET</b>																									
<b>Personnel Services</b>																									
<b>Salaries and Wages</b>																									
Salaries and Wages - Regular																									
Basic Salary - Civilian																									
Basic Pay - Military/Uniformed Personnel																									
Salaries and Wages - Contractual																									
<b>Other Compensation</b>																									
<b>Personnel Economic Relief Allowance (PERA)</b>																									
PERA - Civilian																									
PERA - Military/Uniformed Personnel																									
Representation Expenses																									
<b>Transportation Allowance</b>																									
Transportation Allowance																									
RATA of Sectoral/Alternate Sectoral Representatives																									
<i>Continue down to the last object of expenditure...</i>																									
<b>Maintenance &amp; Other Operating Expenses</b>																									
Infrastructure Development Program																									
Development of the New Clark City																									
101277		830,000		830,000	830,000				830,000				830,000	830,000										830,000	
101277		78,000		78,000	78,000				78,000	78,000				78,000	78,000									78,000	
101277		1,379,085		1,379,085	1,379,085				1,379,085	1,279,085				1,279,085									100,000	1,279,085	
101277		252,411		252,411	252,411				252,411	78,554			173,857	252,411									(0)	252,411	
101277		50,000		50,000	50,000				50,000														50,000		
101277		194,875		194,875	194,875				194,875				97,587	97,587									97,288	97,587	
<b>Traveling Expenses</b>																									
Traveling Expenses - Local																									
Traveling Expenses - Foreign																									
<b>Training and Scholarship Expenses</b>																									
<b>Supplies and Materials Expenses</b>																									
Office Supplies Expenses																									
Accountable Forms Expenses																									
Non-Accountable Forms Expenses																									
Animal/Zoological Supplies Expenses																									
Food Supplies Expenses																									
Welfare Goods Expenses																									
Drugs and Medicines Expenses																									
Medical, Dental and Laboratory Supplies Expenses																									
Fuel, Oil and Lubricants Expenses																									
Agricultural and Marine Supplies Expenses																									
<b>Textbooks and Instructional Materials Expenses</b>																									
Textbooks and Instructional Materials Expenses																									
Chalk Allowance																									
Military, Police and Traffic Supplies Expenses																									
Chemical and Filtering Supplies Expenses																									
Other Supplies and Materials Expenses																									
<b>Utility Expenses</b>																									
Water Expenses																									
Electricity Expenses																									
Power Subsidy																									
<b>Financial Expenses</b>																									
Management Supervision/Trusteeship Fees																									
<b>Interest Expenses</b>																									
Interest Paid to Non Residents																									
Interest Paid to Residents other than General Government																									
Interest Paid to other General Government Units																									
<i>Continue down to the last object of expenditure...</i>																									
<b>Capital Outlays</b>																									



**SUMMARY OF APPROPRIATIONS, ALLOTMENTS, OBLIGATIONS, DISBURSEMENTS AND BALANCES BY OBJECT OF EXPENDITURES**  
**As of the Quarter Ending 31 December 2023**  
 (in Thousand Pesos)

Particulars	UACS CODE	Appropriations			Allotments				Current Year Obligations					Current Year Disbursements					Balances					
		Authorized Appropriation	Adjustments (Transfer To)/From, Realignment	Adjusted Appropriations	Allotments Received	Adjustments (Withdrawal, Realignment)	Transfer To	Transfer From	Adjusted	1st Quarter	2nd Quarter	3rd Quarter	4th Quarter	Total	1st Quarter	2nd Quarter	3rd Quarter	4th Quarter	Total	Unreleased Appropriations	Unobligated Allotment	Unpaid Obligations (15-20) = (23+24)		
									Total	Ending	Ending	Ending	Ending	Total	Ending	Ending	Ending	Ending	Total			Due and Demandable	Not Yet Due and Demandable	
									Allotments	March 31	June 30	Sept. 30	Dec. 31		March 31	June 30	Sept. 30	Dec. 31						
1	2	3	4	5=(3+4)	6	7	8	9	10=[(6+(-)7)+8+9]	11	12	13	14	15=(11+12+13+14)	16	17	18	19	20=(16+17+18+19)	21=(5-10)	22=(10-15)	23	24	
<b>Property, Plant and Equipment Outlay</b> Land and Improvement Outlay Buildings and Other Structures Outlay Buildings School Buildings Hospitals and Health Centers Markets Machinery and Equipment Outlay Machinery Office Equipment Information and Communication Technology Equipment  <i>(sample object of expenditure only)</i>  <i>Continue down to the last object of expenditure...</i>																								
<b>B. AUTOMATIC APPROPRIATIONS</b> Retirement and Life Insurance Premium Specify allotment class/object of expenditures Customs Duties and Taxes Specify allotment class/object of expenditures  <i>Continue down to the last object of expenditure...</i>																								
<b>C. SPECIAL PURPOSE FUNDS</b> Miscellaneous Personnel Benefits Fund Specify allotment class/object of expenditures Pension and Gratuity Fund Specify allotment class/object of expenditures  <i>Continue down to the last object of expenditure...</i>																								
<b>GRAND TOTAL</b>		2,784,371		2,784,371	2,784,371				2,784,371	1,435,639			1,101,444	2,537,083							247,288	2,537,083		
<b>Certified Correct:</b>										<b>Approved By:</b>														
 SHERRYL T. CORPUZ OIC, Budget and Revenue Allocation Department Date: <b>FEB 08 2024</b>										 HEDDA Y. RULONA SVP, Investment and Financial Management Group Date: <b>FEB 08 2024</b>														



**List of Allotments and Sub-Allotments  
As of the Quarter Ending 31 December 2023  
(In Thousand Pesos)**

Department : OFFICE OF THE PRESIDENT  
 Agency : BASES CONVERSION AND DEVELOPMENT AUTHORITY  
 Operating Unit : \_\_\_\_\_  
 Organization Code (UACS) : \_\_\_\_\_  
 Funding Source Code (as clustered) : \_\_\_\_\_  
 (e.g. Old Fund Code: 101,102, 151)

	Current Year Appropriations
	Continuing Appropriations
	Supplemental Appropriations

No.	Allotments / Sub-Allotments		Funding Source		Allotments / Sub-Allotments received from COs / ROs				Sub-Allotment to Regions/Operating Units				Total Allotments / Net of Sub-allotments			
	Number	Date	Description	UACS Code	PS	MOOE	CO	Total	PS	MOOE	CO	Total	PS	MOOE	CO	Total
1	2	3	4	5	6	7	8	9=(6+7+8)	10	11	12	13=(10+11+12)	14 = (6+10)	15 = (7+11)	16 = (8 + 12)	17=(14+15+16)
<b>A. Allotments received from DBM</b>																
1	Comprehensive Release per Annex A and A-1 of NBC No. 551															
2	GARO No. 2014-1 (RLIP)															
3																
4	SARO (MPBF)															
5	SARO-BMB-C-23-0014172	11-Mar-23	RA 11936 (FY2023 GAA)	101277		2,684.371		2,684.371						2,684.371		2,684.371
6	SARO-BMB-C-23-0027328	27-Dec-23	Unprogrammed Appropriations	1105554		100,000		100,000						100,000		100,000
	<b>Sub-total</b>					<b>2,784.371</b>		<b>2,784.371</b>						<b>2,784.371</b>		<b>2,784.371</b>
<b>B. Sub-allotments received from Central Office/Regional Office</b>																
1																
2																
3																
4																
5																
6																
	<b>Sub-Total</b>															
	<b>Total Allotments</b>					<b>2,784,371</b>		<b>2,784,371</b>						<b>2,784,371</b>		<b>2,784,371</b>

<b>Summary by Funding Source Code:</b>																
<b>Agency Specific Budget</b>																
RLIP																
MPBF																

Certified Correct:  
  
**SHERRYL T. CORPUZ**  
 OIC, Budget and Revenue Allocation Department  
 Date: **FEB 08 2024**

Approved By:  
  
**HEDDA Y. RULONA**  
 SVP, Investment and Financial Management Group  
 Date: **FEB 08 2024**

STATEMENT OF OBLIGATIONS, DISBURSEMENTS, LIQUIDATIONS AND BALANCES for INTER-AGENCY FUND TRANSFERS

(for Source Agency use only)

As at the Quarter Ending 31 December 2023

Department OFFICE OF THE PRESIDENT  
 Agency/Entity BASES CONVERSION AND DEVELOPMENT AUTHORITY  
 Operating Unit  
 Organization Code  
 Fund Cluster  
 (e.g. UACS Fund)

	Current Year Appropriation
	Supplemental Appropriation
	Continuing Appropriations

Implementing Agencies and Projects	Obligations							Disbursements (Funds Transferred To)					Liquidations					Unpaid Obligations	Unliquidated Fund Transfers
	Obligation Request		1st Quarter Ending March 31	2nd Quarter Ending June 30	3rd Quarter Ending Sept. 30	4th Quarter Ending Dec. 31	Total	1st Quarter Ending March	2nd Quarter Ending June 30	3rd Quarter Ending Sept. 30	4th Quarter Ending Dec. 31	Total	1st Quarter Ending March	2nd Quarter Ending June 30	3rd Quarter Ending Sept. 30	4th Quarter Ending Dec. 31	Total		
	Number	Date																	
1	2	3	4	5	6	7	8=(4+5+6+7)	9	10	11	12	13=(9+10+11+12)	14	15	16	17	18=(14+15+16+17)	19 = (8-13)	20 = (13-18)
<b>NOT APPLICABLE</b>																			
GRAND TOTAL																			

Certified Correct: SHERRYL T. CORPUZ Date: FEB 08 2024  
 Approved By: HEDDA Y. RULONA Date: FEB 08 2024

*SHERRYL T. CORPUZ* OIC, Budget and Revenue Allocation Department  
*HEDDA Y. RULONA* SVP, Investment and Financial Management Group

\*The Agency/Entity Central Office shall disclose the regional offices (ROs)/lower level operating units (OUs) which are not included in the consolidated report, in case not all ROs/lower level OUs submitted their reports for consolidation.

**SUMMARY OF APPROVED BUDGET, UTILIZATIONS, DISBURSEMENTS AND BALANCES**  
 (For Off-Budgetary Funds)  
 As of Quarter Ending 31 December 2023

Current Year Appropriations  
 Supplemental Appropriations  
 Continuing Appropriations

Department OFFICE OF THE PRESIDENT  
 Entity Name BASES CONVERSION AND DEVELOPMENT AUTHORITY  
 Operating Unit \_\_\_\_\_  
 Organization Code (UACS) \_\_\_\_\_  
 Funding Source Code (as clusters: 01 (Regular Agency Fund)) \_\_\_\_\_

Particulars	UACS CODE	Appropriations			Allotments					Current Year Obligations					Current Year Disbursements					Balances			
		Authorized Appropriation	Adjustments (Transfer To/From, Realignment)	Adjusted Appropriations	Allotments Received	Adjustments (Withdrawal, Realignment)	Transfer To	Transfer From	Adjusted Total Allotments	1st Quarter	2nd Quarter	3rd Quarter	4th Quarter	Total	1st Quarter	2nd Quarter	3rd Quarter	4th Quarter	Total	Unreleased Appropriations	Unobligated Allotment	Unpaid Obligations (15-20) = (23+24)	
										Ending March 31	Ending June 30	Ending Sept. 30	Ending Dec. 31		Ending March 31	Ending June 30	Ending Sept. 30	Ending Dec. 31				Due and Demandable	Not Yet Due and Demandable
1	2	3	4	5=(3+4)	6	7	8	9	10={6+(-)7}	11	12	13	14	15	16	17	18	19	20	21	22=(10-15)	23	24
<b>I. Agency Specific Budget</b>																							
<b>General Administration and Support</b>																							
<b>General Management and Supervision</b>																							
PS																							
MOOE																							
Fin Exp.(if applicable)																							
CO																							
CO <b>Operations</b>																							
PS																							
MOOE																							
Fin Exp.(if applicable)																							
MOO																							
CO																							
Sub-Total, Agency Specific Budget																							
PS																							
MOOE																							
Fin Exp.(if applicable)																							
CO																							
<b>II. Automatic Appropriations</b>																							
Retirement and Life Insurance Premium (RLIP)																							
Sub-Total, Automatic Appropriations																							
PS																							
MOOE																							
Fin Exp.(if applicable)																							
CO																							
<b>III. Special Purpose Funds</b>																							
Miscellaneous Personnel Benefits Fund (MPBF)																							
Pension and Gratuity Fund																							
Sub-Total, Special Purpose Fund																							
PS																							
MOOE																							
Fin Exp.(if applicable)																							
CO																							
<b>GRAND TOTAL</b>																							

**NOT APPLICABLE**

Certified Correct: SHERRY L. CORPUZ      Approved By: HEDDA Y. RULONA  
 OIC, Budget and Revenue Allocation Department      SVP, Investment and Financial Management Group  
 Date: FEB 08 2024      Date: FEB 08 2024



**SUMMARY OF APPROVED BUDGET, UTILIZATIONS, DISBURSEMENTS AND BALANCES BY OBJECT OF EXPENDITURES**  
**(For Off- Budgetary Funds)**  
**As of the Quarter Ending 31 December 2023**

Department OFFICE OF THE PRESIDENT  
 Agency BASES CONVERSION AND DEVELOPMENT AUTHORITY  
 Operating Unit \_\_\_\_\_  
 Organization Code (UACS) \_\_\_\_\_  
 Funding Source Code (as clustered) : \_\_\_\_\_

Particulars	UACS CODE	Approved Budget			Budget Utilization					Disbursements					BALANCES		
		Approved Budgeted Revenue	Adjustments (Additions, Reductions, Realignment)	Adjusted Budgeted Revenue	1st Quarter	2nd Quarter	3rd Quarter	4th Quarter	Total	1st Quarter	2nd Quarter	3rd Quarter	4th Quarter	Total	Unutilized Budget	Unpaid Utilizations (10-15) = (17+18)	
					Ending March 31	Ending June 30	Ending Sept. 30	Ending Dec. 31		Ending March 31	Ending June 30	Ending Sept. 30	Ending Dec. 31			Due and Demandable / Accounts Payable	Not Yet Due and Demandable
1	2	3	4	5=[3+(-)4]	6	7	8	9	10=(6+7+8+9)	11	12	13	14	15=(11+12+13+14)	16=(5-10)	17	18
<b>SUMMARY</b>																	
<b>A. AGENCY SPECIFIC BUDGET</b>																	
<b>Personnel Services</b>																	
<b>Salaries and Wages</b>																	
Basic Salary - Civilian																	
Basic Pay - Military/Uniformed Personnel																	
Salaries and Wages - Contractual																	
<b>Other Compensation</b>																	
<b>Personnel Economic Relief Allowance (PERA)</b>																	
PERA - Civilian																	
PERA - Military/Uniformed Personnel																	
<b>Representation Expenses</b>																	
<b>Transportation Allowance</b>																	
Transportation Allowance																	
RATA of Sectoral/Alternate Sectoral Representatives																	
<i>Continue down to the last object of expenditure...</i>																	
<b>Maintenance &amp; Other Operating Expenses</b>																	
<b>Traveling Expenses</b>																	
Traveling Expenses - Local																	
Traveling Expenses - Foreign																	
<b>Training and Scholarship Expenses</b>																	
Training Expenses																	
Scholarship Grants/Expenses																	
<b>Supplies and Materials Expenses</b>																	
Office Supplies Expenses																	
Accountable Forms Expenses																	
Non-Accountable Forms Expenses																	
Animal/Zoological Supplies Expenses																	
Food Supplies Expenses																	
Welfare Goods Expenses																	
Drugs and Medicines Expenses																	
Medical, Dental and Laboratory Supplies Expenses																	
Fuel, Oil and Lubricants Expenses																	
Agricultural and Marine Supplies Expenses																	
Chemical and Filtering Supplies Expenses																	
Other Supplies and Materials Expenses																	
<b>Utility Expenses</b>																	
Water Expenses																	
Electricity Expenses																	
<i>Continue down to the last object of expenditure...</i>																	

**NOT APPLICABLE**

**SUMMARY OF APPROVED BUDGET, UTILIZATIONS, DISBURSEMENTS AND BALANCES BY OBJECT OF EXPENDITURES**  
**(For Off- Budgetary Funds)**  
**As of the Quarter Ending 31 December 2023**

Department OFFICE OF THE PRESIDENT  
 Agency BASES CONVERSION AND DEVELOPMENT AUTHORITY  
 Operating Unit \_\_\_\_\_  
 Organization Code (UACS) \_\_\_\_\_  
 Funding Source Code (as clustered) : \_\_\_\_\_

Particulars	UACS CODE	Approved Budget			Budget Utilization					Disbursements					BALANCES		
		Approved Budgeted Revenue	Adjustments (Additions, Reductions, Realignment)	Adjusted Budgeted Revenue	1st Quarter	2nd Quarter	3rd Quarter	4th Quarter	Total	1st Quarter	2nd Quarter	3rd Quarter	4th Quarter	Total	Unutilized Budget	Unpaid Utilizations (10-15) = (17+18)	
					Ending March 31	Ending June 30	Ending Sept. 30	Ending Dec. 31		Ending March 31	Ending June 30	Ending Sept. 30	Ending Dec. 31			Due and Demandable / Accounts Payable	Not Yet Due and Demandable
1	2	3	4	5=[3+(-)4]	6	7	8	9	10=(6+7+8+9)	11	12	13	14	15=(11+12+13+14)	16=(5-10)	17	18
<b>Financial Expenses</b> Management Supervision/Trusteeship Fees <b>Interest Expenses</b> Interest Paid to Non Residents Interest Paid to Residents other than General Government Interest Paid to other General Government Units  <i>Continue down to the last object of expenditure...</i>																	
<b>Capital Outlays</b> Property, Plant and Equipment Outlay Buildings and Other Structures Outlay Buildings School Buildings Hospitals and Health Centers Markets Machinery and Equipment Outlay Machinery Office Equipment Information and Communication Technology Equipment  <i>(sample object of expenditure only)</i>  <i>Continue down to the last object of expenditure...</i>																	
<b>GRAND TOTAL</b>																	

**NOT APPLICABLE**

Certified Correct:  <b>SHERRYL T. CORPUZ</b> OIC, Budget and Revenue Allocation Department Date: <b>FEB 08 2024</b>	Approved By:  <b>HEDDA Y. RULONA</b> SVP, Investment and Financial Management Group Date: <b>FEB 08 2024</b>
--------------------------------------------------------------------------------------------------------------------------------------------------------------------------------------------------------------------	--------------------------------------------------------------------------------------------------------------------------------------------------------------------------------------------------------------

**MONTHLY REPORT OF DISBURSEMENTS**  
**As of 31 December 2023**  
**(in Thousand Pesos)**

Department : OFFICE OF THE PRESIDENT  
 Agency : BASES CONVERSION AND DEVELOPMENT AUTHORITY  
 Operating Unit : \_\_\_\_\_  
 Organization Code (UACS) : \_\_\_\_\_  
 Funding Source Code (as clustered): \_\_\_\_\_  
 (e.g. Old Fund Code: 101,102, 151)

PARTICULARS	CURRENT YEAR BUDGET					PRIOR YEAR'S ACCOUNTS PAYABLE										TRUST LIABILITIES				GRAND TOTAL					Remarks				
	PS	MOOE	Fin. Exp	CO	TOTAL	PRIOR YEAR'S ACCOUNTS PAYABLE					CURRENT YEAR'S ACCOUNTS PAYABLE					SUB-TOTAL	PS	MOOE	CO	TOTAL	PS	MOOE	Fin. Exp	CO		TOTAL			
						PS	MOOE	Fin. Exp	CO	Sub-Total	PS	MOOE	Fin. Exp	CO	Sub-Total												TOTAL		
1	2	3	4	5	6=(2+3+4+5)	7	8	9	10	11=(7+8+9+10)	12	13	14	15	16=(12+13+14+15)	17=(11+16)	18=(6+17)	19	20	21	22=(19+20+21)	23	24	25	26	27=(23+24+25+26)	28		
Notice of Cash Allocation (NCA)																													
MDS Checks Issued																													
Transfer of Fund to BCDA																													
PMC Headquarters Phase 1 - Package 1															111,848	111,848	111,848							111,848				111,848	
PMC Headquarters Phase 1 - Package 1 CMS															8,037	8,037	8,037							8,037				8,037	
PMC Headquarters Phase 1 - Package 2															773,742	773,742	773,742							773,742				773,742	
PMC Headquarters Phase 1 - Package 2 CMS															35,366	35,366	35,366							35,366				35,366	
PMC Headquarters Phase 1 - Package 3															535,272	535,272	535,272							535,272				535,272	
PMC Headquarters Phase 1 - Package 3 CMS															10,343	10,343	10,343							10,343				10,343	
BTP Access Roads (Contiguous Contract)															66,516	66,516	66,516							66,516				66,516	
PA - ASCOM Facilities															149,708	149,708	149,708							149,708				149,708	
PA - ASCOM Facilities - CMS								19,053							19,053	19,053	19,053							19,053				19,053	
PA - SSC/DACC Facilities															27,491	27,491	27,491							27,491				27,491	
PA - SSC/DACC Facilities - CMS															15,660	15,660	15,660							15,660				15,660	
PA - SSC/DACC Facilities - DBM SF																													
PA - Relocation of Powerhouse and Electrical Utilities															26,998	26,998	26,998							26,998				26,998	
Clearing of PAF Relocation Site in NCC																													
PAF Parking Area at Villamor Air Base															20,548	20,548	20,548							20,548				20,548	
PAF Site Development in Bamban															10,143	10,143	10,143							10,143				10,143	
NCC to SCTEX Access Road															386,670	386,670	386,670							386,670				386,670	
NCC to SCTEX Access Road - CMS																													
Airport to NCC Access Road (Phase 1)															40,000	40,000	40,000							40,000				40,000	
Airport to NCC Access Road (Phase 1) - CMS															13,867	13,867	13,867							13,867				13,867	
Airport to NCC Access Road (Phase 2)															287,305	287,305	287,305							287,305				287,305	
Airport to NCC Access Road (Phase 2) - CMS															9,423	9,423	9,423							9,423				9,423	
Airport to NCC Access Road (Phase 3)															170,398	170,398	170,398							170,398				170,398	
Airport to NCC Access Road (Phase 3) - CMS															14,749	14,749	14,749							14,749				14,749	
Airport to NCC Access Spur Road															40,156	40,156	40,156							40,156				40,156	
Connecting Road Package 1															60,803	60,803	60,803							60,803				60,803	
Connecting Road Package 1 - Utility Corridor															86,863	86,863	86,863							86,863				86,863	
Connecting Road Package 1 - CMS															278,412	278,412	278,412							278,412				278,412	
Connecting Road Package 1 - DBM SF															5,224	5,224	5,224							5,224				5,224	
Connector Road from MacArthur to NCC Airport Road															90,870	90,870	90,870							90,870				90,870	
NCC Non-motorized Transport System															12,258	12,258	12,258							12,258				12,258	
NGAC- Sports Facilities																													
NGAC- Interim Operation and Maintenance															31,635	31,635	31,635							31,635				31,635	
Airfield Ground Lighting System																													
Airport New Control Tower															75,853	75,853	75,853							75,853				75,853	
Airport Terminal Radar															118,569	118,569	118,569							118,569				118,569	
Flight Check Inspection and Calibration Equipment															2,882	2,882	2,882							2,882				2,882	
SCRIP ROW/Administrative Expenses															44,381	44,381	44,381							44,381				44,381	
PA - ASCOM Facilities - DBM SF																													
DAED for PAF Operation Area in Clark															19,931	19,931	19,931							19,931				19,931	
Sewage Treatment Plant - New Senate Building															204,453	204,453	204,453							204,453				204,453	
National Academy for Sports Phase 1																													
National Academy for Sports Phase 1 - CMS															25,281	25,281	25,281							25,281				25,281	
National Academy for Sports Phase 1 - Goods and Equipment															10	10	10							10				10	
National Academy for Sports Phase 1 - Administrative Expenses															48	48	48							48				48	
National Academy for Sports Phase 2 - Administrative Expenses																													
Bonifacio South Main Boulevard															36,991	36,991	36,991							36,991				36,991	
Advice to Debit Account																													
Working Fund (NCA issued to BTR)																													
Tax Remittance Advices Issued (TRA)																													
Cash Disbursement Ceiling (CDC)																													
Non-Cash Availment Authority (NCAA)																													
Others (Remittance to BTR)																													
<b>TOTAL</b>															<b>677,948</b>	<b>677,948</b>	<b>677,948</b>								<b>4,591,032</b>			<b>36,991</b>	<b>4,628,023</b>

	Previous Report (November 2023)	This month (December 2023)	As of Date		Previous Report (November 2023)	This month (December 2023)	As of Date
Total Disbursement Authorities Received				Total Disbursements Program	30,405,937	1,538,122	31,944,060
NCA	30,405,937	1,538,122	31,944,060	Less: * Actual Disbursements	29,710,762	702,597	30,413,359
Working Fund				(Over)/Under spending	695,175	835,525	1,530,700
TRA							
CDC							
NCAA							
Others (CDT, BTr Docs Stamp, etc.)							
Less: Notice of Transfer Allocations (NTA)* issued							
<b>Total Disbursements Authorities Available</b>	<b>30,405,937</b>	<b>1,538,122</b>	<b>31,944,060</b>				
Less: Lapsed NCA							
Disbursements *	29,710,762	702,597	30,413,359				
<b>Balance of Disbursements Authorities as of to date</b>	<b>695,175</b>	<b>835,525</b>	<b>1,530,700</b>				

Certified Correct:  
  
 SHERRYL T. CORRUZ  
 OIC, Budget and Revenue Allocation Department  
 Date: FEB 08 2024

Approved By:  
  
 HEDDA Y. RULONA  
 SVP, Investment and Financial Management Group  
 Date: FEB 08 2024



**QUARTERLY REPORT OF REVENUE AND OTHER RECEIPTS**  
 As of the Quarter Ending 31 December 2023  
 (In Thousand Pesos)

Department : OFFICE OF THE PRESIDENT  
 Agency : BASES CONVERSION AND DEVELOPMENT AUTHORITY  
 Operating Unit : \_\_\_\_\_  
 Organization Code (UACS) : \_\_\_\_\_

CLASSIFICATION / SOURCES OF REVENUE AND OTHER RECEIPTS	UACS Code	REVENUE TARGET (Annual)	ACTUAL REVENUE AND OTHER RECEIPTS COLLECTIONS					CUMULATIVE REMITTANCE /DEPOSITS TO DATE			VARIANCE		Remarks
			1st Quarter	2nd Quarter	3rd Quarter	4th Quarter	TOTAL	Remittance to BTr	Deposited with AGDB	Total	Amount	%	
1	2	3	4	5	6	7	8=(4+5+6+7)	9	10	11=(9+10)	12=(8-3)	13 = (12 / 3)	14
<b>NOT APPLICABLE</b>													
A. General Fund (formerly Fund 101) <ul style="list-style-type: none"> <li>- Tax Documentary Stamp Tax</li> <li>- Non-Tax Permit Fees Import</li> </ul>													
B. Special Account in the General Fund (formerly Fund 105, 183, 401, 151-159) <ul style="list-style-type: none"> <li>- Tax</li> <li>- Non-Tax</li> </ul>													
C. Off-Budget Accounts (formerly Fund 161 to 164, etc.)													
D. Custodial Funds (formerly Fund 101-184, 187)													
TOTAL													

Certified Correct:

  
SHERRYL T. CORPUZ  
 OIC, Budget and Revenue Allocation Department  
 Date: FEB 08 2024

Approved By:

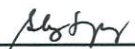

  
HEDDA Y. RULONA  
 SVP, Investment and Financial Management Group  
 Date: FEB 08 2024

**STATEMENT OF APPROVED BUDGET, UTILIZATIONS, DISBURSEMENTS AND BALANCES FOR TRUST RECEIPTS**  
 (for Implementing Agency use only)  
 As of the Quarter Ending 31 December 2023

Department : Office of the President  
 Agency : Bases Conversion and Development Authority  
 Operating Unit :  
 Organization Code (UACS) :  
 Funding Cluster : Trust Receipts

Source Agencies and Projects	UACS CODE	Approved Budget			Utilizations					Disbursements					Balances		
		Approved Budgeted Revenue/ Receipts	Adjustments (Additions, Reductions, Modifications/ Augmentations)	Adjusted Budgeted Revenue	1st Quarter Ending March 31	2nd Quarter Ending June 30	3rd Quarter Ending Sept. 30	4th Quarter Ending Dec. 31	Total	1st Quarter Ending March 31	2nd Quarter Ending June 30	3rd Quarter Ending Sept. 30	4th Quarter Ending Dec. 31	Total	Unutilized Budget	Unpaid Utilizations (10-19) = (17+18)	
																Due and Demandable	Not Yet Due and Demandable
1	2	3	4	5=[3+(-)4]	6	7	8	9	10=(6+7+8+9)	11	12	13	14	15=(11+12+13+14)	16=(5-10)	17	18
Project Title																	
PS																	
MOOE																	
CO																	
<b>GRAND TOTAL</b>																	
PS																	
MOOE																	
CO																	

**NOT APPLICABLE**

Certified Correct:  _____ <b>SHERRYL T. CORPUZ</b> OIC, Budget and Revenue Allocation Department Date: FEB 08 2024	Approved By:  _____ <b>HEDDA Y. RULONA</b> SVP, Investment and Financial Management Group Date: FEB 08 2024
-------------------------------------------------------------------------------------------------------------------------------------------------------------------------------------------------------------------	---------------------------------------------------------------------------------------------------------------------------------------------------------------------------------------------------------------