

**BASES CONVERSION AND DEVELOPMENT AUTHORITY**  
**STATEMENTS OF FINANCIAL POSITION**

As of September 30, 2022 v\_11.23.2022  
(In Philippine Peso)

SEPTEMBER 2022

**ASSETS**

**Current Assets**

Cash and Cash Equivalents	5,888,273,800
Financial Assets	2,733,051,761
Other Investments	2,904,593,126
Receivables	6,376,483,983
Inventories	4,420,972,549
Other Current Assets	6,370,780,601
	<b>28,694,155,820</b>

**Non-Current Assets**

Financial Assets	500,000,000
Investments in Joint Ventures	472,270,156
Investments in Associates/Affiliates	13,785,331,631
Investments in Subsidiaries	3,523,403,874
Other Investments	103,024,319
Receivables	11,291,872,375
Investment Property	82,578,715,603
Property, Plant and Equipment	13,805,194,724
Concession Assets	42,197,415,207
Intangible Assets	20,693,576
Deferred Tax Assets	5,073,948,202
Other Non-Current Assets	1,552,432,880
	<b>174,904,302,547</b>

**TOTAL ASSETS**

**203,598,458,367**

**LIABILITIES AND EQUITY**

**Current Liabilities**

Financial Liabilities	972,038,948
Inter-Agency Payables	2,958,921,985
Trust Liabilities	1,429,221,028
Provisions	41,616,068
Other Payables	222,494,532
	<b>5,624,292,561</b>

**Non-Current Liabilities**

Financial Liabilities	13,992,079,630
Deferred Credits/Unearned Income	13,531,940,272
Other Payables	1,421,096,052
	<b>28,945,115,954</b>

**Equity**

**169,029,049,852**


**TOTAL LIABILITIES AND EQUITY**

**203,598,458,367**

Prepared by:

  
**MARIA SONIA V. CERBAS**  
Accountant IV

Noted by:


  
**DEAN S. MONTALBAN**  
VP, Accounting and  
Comptrollership Department

**BASES CONVERSION AND DEVELOPMENT AUTHORITY  
STATEMENTS OF COMPREHENSIVE INCOME**


For the period ended September 30, 2022 v\_11.23.2022  
(In Philippine Peso)

	<b>SEPTEMBER 2022</b>
<b>INCOME</b>	
Service and Business Income	2,636,058,561
Gains	1,254,484,541
<b>TOTAL INCOME</b>	<b>3,890,543,102</b>
<b>EXPENSES</b>	
Personnel Services	222,603,280
Maintenance and Other Operating Expenses	762,564,905
Financial Expenses	257,162,218
Non-Cash Expenses	798,617,950
<b>TOTAL EXPENSES</b>	<b>2,040,948,353</b>
<b>Profit Before Tax</b>	<b>1,849,594,749</b>
<b>Income Tax (Expense)/Benefit</b>	
<b>Profit After Tax</b>	<b>1,849,594,749</b>
<b>Net Assistance/Subsidy/(Financial Assistance/Subsidy/Contribution)</b>	<b>3,610,021,168</b>
<b>Net Income/(Loss)</b>	<b>5,459,615,917</b>
<b>Other Comprehensive Income</b>	-
<b>TOTAL COMPREHENSIVE INCOME</b>	<b>5,459,615,917</b>

Prepared by:

  
**MARIA SONIA V. CERBAS**  
Accountant IV

Noted by:

  
**DEAN S. MONTALBAN**  
VP, Accounting and  
Comptrollership Department

**BASES CONVERSION AND DEVELOPMENT AUTHORITY**

**STATEMENTS OF CHANGES IN EQUITY**

As of September 30, 2022 v\_11.23.2022

(In Philippine Peso)

	Government Equity (Note 30)	Contributed Capital (Note 30)	Unappropriated Retained Earnings	Appropriated Retained Earnings	Total Equity
<b>Balance at December 31, 2020</b>	100,000,000,000	10,625,127,810	45,724,732,573	6,000,000,000	162,349,860,384
Correction of Prior Years' Error/Estimates			16,911,774		16,911,774
<b>Restated Balance, January 1, 2021</b>					
<b>Changes in equity for 2021</b>					
Equity from NG for the implementation of various projects:		1,173,757,558			1,173,757,558
Net income for the year			2,311,764,387		2,311,764,387
Share on asset disposition proceeds thru sale of various properties		6,390,509			6,390,509
Dividends			(1,717,209,939)		(1,717,209,939)
<b>Balance at December 31, 2021</b>	100,000,000,000	11,805,275,877	46,336,198,795	6,000,000,000	164,141,474,673
<b>Changes in equity for 2022</b>					
Equity from NG for the implementation of various projects:		313,352,353			313,352,353
Net income for the year			5,459,615,917		5,459,615,917
Dividends			(885,393,091)		(885,393,091)
<b>Balance at September 30, 2022</b>	100,000,000,000	12,118,628,230	50,910,421,621	6,000,000,000	169,029,049,852

Prepared by:

  
**MARIA SONIA V. CERBAS**  
 Accountant IV

Noted by:

  
**DEAN S. MONTALBAN**  
 VP, Accounting and Comptrollership Department

**BASES CONVERSION AND DEVELOPMENT AUTHORITY**  
**STATEMENTS OF CASH FLOWS**

For the period ended September 30, 2022 v\_11.23.2022  
(In Philippine Peso)

<b>SEPTEMBER 2022</b>	
<b>CASH FLOWS FROM OPERATING ACTIVITIES</b>	
Proceeds from joint venture projects	873,414,165
Proceeds from concession fee	1,329,512,653
Cash receipts from lessees	812,864,348
Collection of guarantee deposit/development control fees	1,412,532
Proceeds from the disposition of transferred properties	634,506,000
Miscellaneous receipts	9,312,168
Collection of receivables	46,679,145
Collection/(refund) bid bonds/performance bonds	(276,221,276)
Receipts from BCDA housing projects	5,124,181
Proceeds from disposition of Heritage Park Certificates	1,373,823
Return of funds to Department of Agriculture	(285,000,000)
Expenses for DOTr SCRPP Preliminary Works	(8,584,968)
Expenses for the Poropoint Terminal Project charged to DOTR Funds	(7,307,811)
Expenses for the National Fiber Backbone Project charged to DICT Funds	(194,336,119)
Payment of indemnities to CGC-PAP	(158,408,374)
Estate Management Fees	(154,414,275)
Personal Services	(189,853,101)
Payment/Remittance of taxes, duties and fees	(2,053,443,002)
Fund Transfer to Escrow Account	(392,390,534)
Payment to suppliers/creditors /employees	(498,558,142)
Remittance of beneficiaries' share to the Bureau of Treasury	(6,375,522,741)
<b>Net cash used in operating activities</b>	<b>(6,879,841,328)</b>
<b>CASH FLOWS FROM INVESTING ACTIVITIES</b>	
Acquisition of property and equipment and payment for various infrastructure projects	(4,694,140,267)
Net proceeds in short and long term investments	(1,170,774,120)
Interest income from cash equivalents and short/long term investments	145,386,980
Dividends received	555,082,262
RROW Acquisition	(91,711,789)
<b>Net cash from (used in) investing activities</b>	<b>(5,256,156,934)</b>
<b>CASH FLOWS FROM FINANCING ACTIVITIES</b>	
Subsidy income	4,581,736,393
Equity from National Government	313,352,353
Payment of guarantee fees to Bureau of Treasury	(227,872,882)
Partial settlement of JICA loan	(801,630,992)
Dividends paid to the Bureau of Treasury	(885,393,091)
Payment of financing charges	(150,143,515)
<b>Net cash from (used in) financing activities</b>	<b>2,830,048,266</b>
<b>EFFECT OF EXCHANGE RATE CHANGES ON CASH AND CASH EQUIVALENTS</b>	<b>340,041</b>
<b>NET INCREASE (DECREASE) IN CASH AND CASH EQUIVALENTS</b>	<b>(9,305,609,955)</b>
<b>CASH AND CASH EQUIVALENTS, BEGINNING</b>	<b>15,193,883,755</b>
<b>CASH AND CASH EQUIVALENTS, END</b>	<b>5,888,273,800</b>

Prepared by:



**MARIA SONIA V. CERBAS**  
Accountant IV

Noted by:



**DEAN S. MONTALBAN**  
VP - Accounting Department