

ESTIMATED MONTHLY CASH RECEIPTS
For the period ended 30 June 2018

Department : BASES CONVERSION AND DEVELOPMENT AUTHORITY
Fund : CORPORATE FUNDS AND GAA

CLASSIFICATION/SOURCES OF RECEIPTS (In Thousands)	LEGAL BASIS	2017	ACTUAL						PROJECTIONS						Total
			JAN	FEB	MAR	APR	MAY	JUN	JUL	AUG	SEP	OCT	NOV	DEC	
Joint Venture Proceeds	RA 7227 as amended by RA 7917	1,705,410						35,773	118,164	873,414	318,116		451,775		1,797,242
Lease Proceeds		696,982	16,659	158,405	70,276	160,830	581	126,708	88,621	834	28,707	14,943	11,482	69,819	747,865
Sales Proceeds		462,515	125					6,613	1,467,846						1,474,584
New Disposition		280,759					600,000			5,000				2,023,038	2,628,038
Concession Fees		1,027,620	104,734	95,849	86,457	102,259	112,814	112,875	95,103	95,103	95,103	95,103	95,103	101,352	1,191,855
Other Receipts															
NG Subsidy /Equity		1,350,590			20,111			20,564	560,329		646,223			5,641,284	6,888,511
Redemption of Preferred Shares									1,873,718						1,873,718
Dividend Income - FBDC		450,000							450,000						450,000
Trust Fund			356,000						100,000						456,000
Business Resolution Agreement		6,048,000					29,232								29,232
Heritage Park Proceeds			296	226	233	350	168	168							1,441
Interest Income		217,103	38,613	7,871	40,140	15,634	29,135	12,385	8,333	8,333	8,333	8,333	8,333	8,337	193,780
Miscellaneous Receipts		370,003	22,009	323,107	15,532	43,546	27,218	25,694	11,955	11,955	27,621	11,955	11,955	27,322	559,869
GRAND TOTAL		12,608,982	538,436	585,458	232,749	322,619	805,761	334,167	4,774,069	994,639	1,124,103	130,334	578,648	7,871,152	18,292,135


Prepared By:


HEDDA Y. RULONA
 Department Manager III

Recommending Approval:


NENA D. RADO
 SVP and Chief Financial Officer

Approved by:



VIVENCIO B. DIZON
 President and Chief Executive Officer

MONTHLY CASH PROGRAM
For the period ended 30 June 2018

Department : BASES CONVERSION AND DEVELOPMENT AUTHORITY
Fund : CORPORATE FUNDS

PARTICULARS (In Thousands)	ACTUAL						PROJECTIONS						Total
	JAN	FEB	MAR	APR	MAY	JUN	JUL	AUG	SEP	OCT	NOV	DEC	
Personal Services	14,058	12,034	16,459	32,539	13,720	18,314	19,509	19,509	19,509	39,289	31,776	28,174	264,890
Maintenance and Other Operating Expenses													
Operating Expenses	18,932	27,173	32,379	45,012	45,264	52,979	47,304	46,332	58,305	48,388	47,567	358,589	828,224
Subic Clark Tarlac Expressway		1,615	579,927	224,515		1,765	4,996	4,996	596,734	4,996	4,996	52,252	1,476,792
Share of Beneficiary Agencies			2,132,390										2,132,390
Capital Outlay													
Furniture, Fixtures and Equipment					217				10,500		10,635	93,374	114,726
Infrastructure Projects					4,550		119,381	257,016	251,804	233,012	235,512	777,891	1,879,166
Clark Green City Project	26,143	38,249	18,274	40,803	17,625	24,770	485,514	19,176	573,658	15,561	43,369	5,165,531	6,468,673
Clark Airport Expansion Project		4	190	46	21,213	2,069	309	309	309	14,688	309	5,914	45,360
National Government Administrative Center		9	32	38,264	8	32	45	45	45	45	45	45	38,615
Iconic Building Project		32			21		318	318	45,318	27,318	318	27,320	100,963
Subsidiaries		69,915			76,851	20,564	123,079		91,741	31,516		190,460	604,126
Prior Years Obligations	19,862	159,307	1,576,660	112,085	1,006,869	25,626							2,900,409
GRAND TOTAL	78,995	308,338	4,356,311	493,264	1,186,338	146,119	800,455	347,701	1,647,923	414,813	374,527	6,699,550	16,854,334

Prepared By:



HEDDA Y. RULONA
Department Manager III

Recommending Approval:



NENA D. RADO
SVP and Chief Financial Officer

Approved by:



VIVENCIO B. DIZON
President and Chief Executive Officer

MONTHLY REPORT OF CASH RECEIPTS
For the period ended 30 June 2018

Department : BASES CONVERSION AND DEVELOPMENT AUTHORITY
Fund : CORPORATE FUNDS

CLASSIFICATION/ SOURCES OF RECEIPTS	Actual Receipts						TOTAL COLLECTIONS	CUMULATIVE INCOME DEPOSITED	REMARKS
	January	February	March	April	May	June			
JV Proceeds						35,773	35,773		
Lease Proceeds	16,659	158,405	70,276	160,830	581	126,708	533,459		
Sales Proceeds	125				6,613		6,738		
Concession Fees	104,734	95,849	86,457	102,259	112,814	112,875	614,988		
Other Receipts	416,918	331,204	76,016	59,530	85,753	58,811	1,028,232		
Dividend Income - FBDC									
NG Subsidy/Equity			20,111			20,564	40,675		
Redemption of Preferred Shares									
Trust Fund	356,000						356,000		
Business Resolution Agreement					29,232		29,232		
Heritage Park Proceeds	296	226	233	350	168	168	1,441		
Interest Income	38,613	7,871	40,140	15,634	29,135	12,385	143,778		
Miscellaneous Receipts	22,009	323,107	15,532	43,546	27,218	25,694	457,106		
Remittance to BTR								3,623,969	
Dividends Declaration								905,743	
GRAND TOTAL	538,436	585,458	232,749	322,619	805,761	334,167	2,819,190	4,529,712	

Prepared By:



HEDDA Y. RULONA
Department Manager III

Recommending Approval:



NENA D. RADO
SVP and Chief Financial Officer

Approved by:



VIVENCIO B. DIZON
President and Chief Executive Officer

FINANCIAL REPORT OF OPERATION
For the period ended 30 June 2018

Department : BASES CONVERSION AND DEVELOPMENT AUTHORITY

Fund : CORPORATE FUNDS


PARTICULARS (In Thousands)	APPROVED BUDGET	OBLIGATIONS INCURRED	BUDGET BALANCE
General Administration and Support Services			
Personal Services	158,708	49,399	109,309
Maintenance and Other Operating Expenses	234,677	32,249	202,428
Capital Outlays - Furniture, Fixtures and Equipment	29,942		29,942
Support to Operations			
Personal Services	121,794	40,758	81,036
Maintenance and Other Operating Expenses	531,480	52,036	479,444
Capital Outlays - Furniture, Fixtures and Equipment	84,784	217	84,567
Operations			
Personal Services	56,315	18,110	38,205
Maintenance and Other Operating Expenses	177,233	15,778	161,455
Capital Outlays - Furniture, Fixtures and Equipment			
Projects			
Infrastructure Projects	2,233,375	4,550	2,228,825
Subic Clark Tarlac Expressway	1,496,041	813,345	682,696
New Clark City Project	8,516,537	165,864	8,350,673
Clark Airport Expansion Project	325,900	23,522	302,378
National Government Administrative Center Project	39,455	38,346	1,109
Iconic Building Project	273,500	53	273,447
Share of Beneficiary Agencies	2,132,390	2,132,390	
Subsidiaries	605,723	146,766	458,957
Prior Years Obligations	4,019,631	2,900,409	1,119,222
GRAND TOTAL	21,037,485	6,433,792	14,603,693

Prepared By:



HEDDA Y. RULONA
Department Manager III

Recommending Approval:



NENA D. RADO
SVP and Chief Financial Officer

Approved by:



VIVENCIO B. DIZON
President and Chief Executive Officer