



**MONTHLY CASH PROGRAM**  
**For the Period Ended 31 January 2026**  
**(in Php Thousands)**


**Department** : BASES CONVERSION AND DEVELOPMENT AUTHORITY  
**Fund** : CORPORATE AND GAA FUNDS

PARTICULARS	ACTUAL	PROJECTION											Total
	JAN	FEB	MAR	APR	MAY	JUN	JUL	AUG	SEP	OCT	NOV	DEC	
Personnel Services	25,037	37,026	37,026	37,026	63,284	37,026	37,026	37,026	37,026	37,026	64,569	96,094	545,191
Maintenance and Other Operating Expenses	5,239	85,988	86,007	86,007	86,007	86,007	86,007	86,007	86,007	86,007	86,007	585,461	1,450,749
Share of Beneficiary Agencies			4,851,459										4,851,459
Dividends			2,936,900										2,936,900
Furniture, Fixtures and Equipment		1,526	1,526	1,526	1,526	1,526	1,526	1,526	1,526	1,526	1,526	3,052	18,310
Motor Vehicles												61,900	61,900
Infrastructure Projects												5,786,226	5,786,226
Subic Clark Tarlac Expressway		10,901	503,173	10,901	10,901	10,901	10,901	10,901	503,173	10,901	10,901	21,802	1,115,356
New Clark City Project	2,820	15,414	15,414	15,414	15,414	15,414	15,414	15,414	15,414	15,414	15,414	28,009	184,973
GAA Funded Projects												1,147,175	1,147,175
Subsidiaries	220,891	21,116	21,638	21,638	21,638	21,638	21,638	21,638	21,638	21,638	21,638	16,411	453,161
Prior Years Obligations	269,606	15,512,164											15,781,770
<b>GRAND TOTAL</b>	<b>523,593</b>	<b>15,684,134</b>	<b>8,453,143</b>	<b>172,512</b>	<b>198,771</b>	<b>172,512</b>	<b>172,512</b>	<b>172,512</b>	<b>664,784</b>	<b>172,512</b>	<b>200,056</b>	<b>7,746,129</b>	<b>34,333,169</b>

Prepared By:  
  
**SHERRYL T. CORPUZ**  
 Budget Officer V

Noted by:  
  
**MARY GRACE G. DARUNDAY**  
 VP, Budget and Revenue Allocation Department

Recommending Approval:  
  
**HEDDA Y. RULONA**  
 SVP, Investment and Financial Management Group

Approved by:  
  
**GISELA Z. KALALO**  
 Executive Vice President



Budget and Revenue Allocation Department  
  
 CB2026-0487

**MONTHLY CASH RECEIPTS**  
**For the Period Ended 31 January 2026**  
**(in Php Thousands)**

**Department** : BASES CONVERSION AND DEVELOPMENT AUTHORITY  
**Fund** : CORPORATE AND GAA FUNDS

CLASSIFICATION/SOURCES OF RECEIPTS (In Thousands)	LEGAL BASIS	ACTUAL	PROJECTION											Total	
		JAN	FEB	MAR	APR	MAY	JUN	JUL	AUG	SEP	OCT	NOV	DEC		
Joint Venture Proceeds	RA 7227 as amended by RA 7917								1,958,000						1,958,000
Lease Proceeds		56,364	727	82,356	1,944	51,285	1,993	75,280	727	10,998	14,129	727	11,310	307,841	
Sales Proceeds		488,997		22,580									1,135,000	1,646,577	
Concession Fees		385,872	248,997	311,361	248,997	248,997	305,909	748,997	248,997	311,361	248,997	248,997	179,939	3,737,421	
Other Receipts															
NG Subsidy /Equity														1,147,174	1,147,174
New Clark City Revenues														36,000	36,000
Dividend Income - FBDC									900,000						900,000
Heritage Park Proceeds		4,342	1,423	1,423	1,423	1,423	1,423	1,423	1,423	1,423	1,423	1,423	1,423	1,424	20,000
Interest Income		24,156	15,068	15,068	15,068	15,068	15,068	15,068	15,068	15,068	15,068	15,068	15,068	5,980	180,814
Miscellaneous Receipts		152,462	44,578	44,578	44,578	44,578	44,578	44,578	44,578	44,578	44,578	44,578	44,578	614,740	1,212,982
<b>GRAND TOTAL</b>			<b>1,112,192</b>	<b>310,793</b>	<b>477,367</b>	<b>312,011</b>	<b>361,351</b>	<b>368,971</b>	<b>1,785,347</b>	<b>2,268,793</b>	<b>383,429</b>	<b>324,196</b>	<b>310,793</b>	<b>3,131,568</b>	<b>11,146,809</b>

Prepared By:

  
**SHERRYL T. CORPUZ**  
 Budget Officer V

Noted by:

  
**MARY GRACE G. DARUNDAY**  
 VP, Budget and Revenue Allocation Department

Recommending Approval:

  
**HEDDA Y. RULONA**  
 SVP, Investment and Financial Management Group

Approved by:

  
**GISELA Z. KALALO**  
 Executive Vice President



Budget and Revenue Allocation Department  
  
 CB2026-0488

**FINANCIAL REPORT OF OPERATION**  
**For the Period Ended 31 January 2026**  
 (in Php Thousands)

**Department** : BASES CONVERSION AND DEVELOPMENT AUTHORITY  
**Fund** : CORPORATE AND GAA FUNDS

PARTICULARS	APPROVED BUDGET	OBLIGATIONS INCURRED	BUDGET BALANCE
General Administration and Support Services			
Personnel Services	229,966	10,116	219,850
Maintenance and Other Operating Expenses	115,328	377	114,950
Support to Operations			
Personnel Services	191,924	9,967	181,956
Maintenance and Other Operating Expenses	881,478	3,698	877,780
Capital Outlays - Furniture, Fixtures and Equipment	80,210		80,210
Operations			
Personal Services	120,601	4,954	115,647
Maintenance and Other Operating Expenses	456,643	1,164	455,479
Projects			
GAA Funded Projects	1,147,175		1,147,175
Subic Clark Tarlac Expressway	1,115,356		1,115,356
New Clark City Project	184,973	2,820	182,153
Infrastructure Projects	5,786,226		5,786,226
Share of Beneficiary Agencies	4,851,459		4,851,459
Dividends	2,936,900		2,936,900
Subsidiaries	453,161	220,891	232,271
Prior Year Obligations	15,781,770	269,606	15,512,164
<b>GRAND TOTAL</b>	<b>34,333,169</b>	<b>523,593</b>	<b>33,809,577</b>

Prepared by:

  
 \_\_\_\_\_  
**SHERRYL T. CORPUZ**  
 Budget Officer V

Noted by:

  
 \_\_\_\_\_  
**MARY GRACE G. DARUNDAY**  
 VP, BRAD

Recommending Approval:

  
 \_\_\_\_\_  
**HEDDA Y. RULONA**  
 SVP, IFMG

Approved by:

  
 \_\_\_\_\_  
**GISELA Z. KALALO**  
 Executive Vice President

**MONTHLY REPORT OF CASH RECEIPTS**  
**For the Period Ended 31 January 2026**  
 (in Php Thousands)

**Department** : BASES CONVERSION AND DEVELOPMENT AUTHORITY  
**Fund** : CORPORATE AND GAA FUNDS

CLASSIFICATION/ SOURCES OF RECEIPTS (In Thousands)	ACTUAL	PROJECTION											TOTAL COLLECTIONS	CUMULATIVE INCOME DEPOSITED IN BTR
	January	February	March	April	May	June	July	August	September	October	November	December		
Joint Venture Proceeds								1,958,000					1,958,000	
Lease Proceeds	56,364	727	82,356	1,944	51,285	1,993	75,280	727	10,998	14,129	727	11,310	307,841	
Sales Proceeds	488,997		22,580									1,135,000	1,646,577	
Concession Fees	385,872	248,997	311,361	248,997	248,997	305,909	748,997	248,997	311,361	248,997	248,997	179,939	3,737,421	
Other Receipts														
Dividend Income - FBDC							900,000						900,000	
NG Subsidy /Equity												1,147,174	1,147,174	
Heritage Park Proceeds	4,342	1,423	1,423	1,423	1,423	1,423	1,423	1,423	1,423	1,423	1,423	1,424	20,000	
New Clark City Revenues													36,000	36,000
Interest Income	24,156	15,068	15,068	15,068	15,068	15,068	15,068	15,068	15,068	15,068	15,068	5,980	180,814	
Miscellaneous Receipts	152,462	44,578	44,578	44,578	44,578	44,578	44,578	44,578	44,578	44,578	44,578	614,740	1,212,982	
<b>GRAND TOTAL</b>	<b>1,112,192</b>	<b>310,793</b>	<b>477,367</b>	<b>312,011</b>	<b>361,351</b>	<b>368,971</b>	<b>1,785,347</b>	<b>2,268,793</b>	<b>383,429</b>	<b>324,196</b>	<b>310,793</b>	<b>3,131,568</b>	<b>11,146,809</b>	

Prepared By:

  
 SHERRYL T. CORPUZ  
 Budget Officer V

Noted by:

  
 MARY GRACE G. DARUNDAY  
 VP, Budget and Revenue Allocation Department

Recommending Approval:

  
 HEDDA Y. RULONA  
 SVP, Investment and Financial Management Group

Approved by:

  
 GISELA Z. KALALO  
 Executive Vice President



Budget and Revenue Allocation Department  
  
 CB2026-0490