

**BASES CONVERSION AND DEVELOPMENT AUTHORITY****STATEMENTS OF FINANCIAL POSITION**

June 30, 2022 and 2021 v. 08.14.2022

(In Philippine Peso)


	JUNE 2022
<b>ASSETS</b>	
<b>Current Assets</b>	
Cash and Cash Equivalents	5,532,710,950
Financial Assets	2,613,087,268
Other Investments	1,910,727,307
Receivables	6,802,627,849
Inventories	4,420,909,896
Other Current Assets	6,146,431,191
	<u>27,426,494,461</u>
<b>Non-Current Assets</b>	
Financial Assets	500,000,000
Investments in Joint Ventures	472,270,156
Investments in Associates/Affiliates	13,785,331,631
Investments in Subsidiaries	3,523,403,874
Other Investments	103,024,319
Receivables	11,291,872,374
Investment Property	82,626,572,544
Property, Plant and Equipment	13,053,152,286
Concession Assets	42,365,934,592
Intangible Assets	17,580,814
Deferred Tax Assets	5,073,948,202
Other Non-Current Assets	1,552,642,679
	<u>174,365,733,471</u>
<b>TOTAL ASSETS</b>	<u><u>201,792,227,932</u></u>
<b>LIABILITIES AND EQUITY</b>	
<b>Current Liabilities</b>	
Financial Liabilities	1,047,094,974
Inter-Agency Payables	2,889,762,654
Trust Liabilities	1,385,717,290
Provisions	41,616,068
Other Payables	222,494,531
	<u>5,586,685,517</u>
<b>Non-Current Liabilities</b>	
Financial Liabilities	14,211,480,257
Deferred Credits/Unearned Income	13,441,957,044
Other Payables	1,421,096,052
	<u>29,074,533,353</u>
<b>Equity</b>	<u>167,131,009,062</u>
<b>TOTAL LIABILITIES AND EQUITY</b>	<u><u>201,792,227,932</u></u>

Prepared by:

**CLEMENCIA P. VICENTE**

Chief Accountant

Noted by:

**DEAN S. MONTALBAN**VP, Accounting and  
Comptrollership Department

**BASES CONVERSION AND DEVELOPMENT AUTHORITY  
STATEMENTS OF COMPREHENSIVE INCOME**

June 30, 2022 and 2021 v. 08.14.2022

(In Philippine Peso)

	JUNE 2022
<b>INCOME</b>	
Service and Business Income	2,142,366,681
Gains	1,423,954,702
<b>TOTAL INCOME</b>	<b>3,566,321,383</b>
<b>EXPENSES</b>	
Personnel Services	152,525,105
Maintenance and Other Operating Expenses	477,576,492
Financial Expenses	131,309,783
Non-Cash Expenses	540,590,624
<b>TOTAL EXPENSES</b>	<b>1,302,002,004</b>
<b>Profit Before Tax</b>	<b>2,264,319,379</b>
<b>Income Tax (Expense)/Benefit</b>	
<b>Profit After Tax</b>	<b>2,264,319,379</b>
<b>Net Assistance/Subsidy/(Financial Assistance/Subsidy/Contribution)</b>	<b>1,340,657,076</b>
<b>Net Income/(Loss)</b>	<b>3,604,976,455</b>
<b>Other Comprehensive Income</b>	-
<b>TOTAL COMPREHENSIVE INCOME</b>	<b>3,604,976,455</b>

Prepared by:



**CLEMENCIA P. VICENTE**

Chief Accountant

Noted by:



**DEAN S. MONTALBAN**


VP, Accounting and  
Comptrollership Department

**BASES CONVERSION AND DEVELOPMENT AUTHORITY  
STATEMENTS OF CASH FLOWS**

For the period ended June 30, 2022 and 2021 v\_08.14.2022  
(In Philippine Peso)

	<b>JUNE 2022</b>
<b>CASH FLOWS FROM OPERATING ACTIVITIES</b>	
Proceeds from joint venture projects	873,414,165
Proceeds from concession fee	826,148,740
Cash receipts from lessees	605,979,030
Collection of guarantee deposit/development control fees	1,152,325
Proceeds from the disposition of transferred properties	634,506,000
Miscellaneous receipts	4,299,823
Collection of receivables	36,748,185
Collection/(refund) bid bonds/performance bonds	(278,016,276)
Receipts from BCDA housing projects	4,582,201
Proceeds from disposition of Heritage Park Certificates	1,077,100
Receipt of funds from DICT for National Fiber Backbone Project	-
Receipt of funds from Department of Agriculture for Agro Industrial Business	-
Receipt of funds from Department of Energy	-
Return of funds to Department of Agriculture	(285,000,000)
Expenses for DOTr SCRPP Preliminary Works	-
Expenses for the Poropoint Terminal Project charged to DOTR Funds	(7,307,811)
Expenses for PVAO - Libingan ng mga Bayani	-
Expenses for the National Fiber Backbone Project charged to DICT Funds	(192,903,662)
Expenses for DOE - Water, Sewer and Drainage in BGC	-
Expenses for Metro Manila Greenways Project	-
Payment of indemnities to CGC-PAP	(150,854,737)
Estate Management Fees	(154,400,625)
Personal Services	(130,765,709)
Payment/Remittance of taxes, duties and fees	(1,590,680,310)
Fund Transfer to Escrow Account	(395,538,843)
Payment to suppliers/creditors /employees	(350,086,994)
Remittance of beneficiaries' share to the Bureau of Treasury	(6,375,522,741)
<b>Net cash used in operating activities</b>	<b>(6,923,170,139)</b>
<b>CASH FLOWS FROM INVESTING ACTIVITIES</b>	
Acquisition of property and equipment and payment for various infrastructure projects	(3,908,199,270)
Net proceeds in short and long term investments	(56,046,749)
Interest income from cash equivalents and short/long term investments	114,282,249
Annual deposit - BCDA DOLF	-
Dividends received	312,082,262
Capital call infusion of BCDA to PJIC	-
RROW Acquisition	(78,062,137)
<b>Net cash from (used in) investing activities</b>	<b>(3,615,943,645)</b>
<b>CASH FLOWS FROM FINANCING ACTIVITIES</b>	
Subsidy income	2,471,860,025
Equity from National Government	-
Subsidy to CDC	-
Payment of guarantee fees to Bureau of Treasury	(206,865,261)
Partial settlement of JICA loan	(421,707,639)
Dividends paid to the Bureau of Treasury	(885,393,091)
Payment of financing charges	(79,953,055)
<b>Net cash from (used in) financing activities</b>	<b>877,940,979</b>
<b>EFFECT OF EXCHANGE RATE CHANGES ON CASH AND CASH EQUIVALENTS</b>	
	-
<b>NET INCREASE (DECREASE) IN CASH AND CASH EQUIVALENTS</b>	<b>(9,661,172,805)</b>
<b>CASH AND CASH EQUIVALENTS, BEGINNING</b>	<b>15,193,883,755</b>
<b>CASH AND CASH EQUIVALENTS, END</b>	<b>5,532,710,950</b>

Prepared by:

  
**CLEMENCIA P. VICENTE**  
Chief Accountant


Noted by:

  
**DEAN S. MONTALBAN**  
VP - Accounting Department

**BASES CONVERSION AND DEVELOPMENT AUTHORITY**  
**STATEMENTS OF CHANGES IN EQUITY**  
 June 30, 2022 and 2021 v. 08.14.2022  
 (in Philippine Peso)

	Government Equity (Note 30)	Contributed Capital (Note 30)	Unappropriated Retained Earnings	Appropriated Retained Earnings	Other Comprehensive Income	Total Equity
Balance at December 31, 2020	100,000,000,000	10,625,127,810	45,724,732,573	6,000,000,000	-	162,349,860,384
Correction of Prior Years' Error/Estimates			(14,642,335)			(14,642,335)
<b>Restated Balance, January 1, 2021</b>						
<b>Changes in equity for 2021</b>						
Equity from NG for the implementation of various projects:		1,173,757,558				1,173,757,558
Net income for the year			2,311,764,387			2,311,764,387
Share on asset disposition proceeds thru sale of various properties		6,390,509				6,390,509
Dividends			(1,717,209,939)			(1,717,209,939)
<b>Balance at December 31, 2021</b>	<b>100,000,000,000</b>	<b>11,805,275,877</b>	<b>46,304,644,686</b>	<b>6,000,000,000</b>	<b>-</b>	<b>164,109,920,564</b>
<b>Changes in equity for 2022</b>						
Equity from NG for the implementation of various projects:		301,505,134				301,505,134
Net income for the year			3,604,976,455			3,604,976,455
Dividends			(885,393,091)			(885,393,091)
<b>Balance at June 30, 2022</b>	<b>100,000,000,000</b>	<b>12,106,781,011</b>	<b>49,024,228,050</b>	<b>6,000,000,000</b>	<b>-</b>	<b>167,131,009,062</b>

Prepared by:

  
**CLEMENCIA P. VICENTE**  
 Chief Accountant

Noted by:

  
**DEAN S. MONTALBAN**  
 VP, Accounting and Comptrollership Department